



कार्यालय रक्षा लेखा प्रधान नियंत्रक (पेंशन)

द्रौपदी घाट, इलाहाबाद-211014

Office of the Principal CDA(Pensions)

Draupadi Ghat, Allahabad- 211014



Circular No.608

Dated:26.10.2018

To

The Officer-in-Charge
ROs/ PAOs (ORs)

.....
.....

Subject: **Revision of pension of pre-2016 pensioners/ family pensioners in implementation of Govt. decision on the recommendations of the 7th Central Pay Commission concordance tables-regarding.**

Reference: (1) This office Circular No. 570 dated 31.10.2016 and No. 585 dated 21.09.2017.

(Available on the website of this office www.pcdapension.nic.in)

(2) Gol, MoD letter No.17 (01)/2017/(02)/D(Pension/Policy) dated 17.10.2018.

-----*-----*

Attention is invited to Para-4 of Gol, MoD letter No. 17 (01)/2017/(02)/D(Pension/Policy) dt 05.09.2017 circulated vide Circular No. 585 dated 21.09.2017, wherein it has been mentioned that revision of pension/ family pension of all Armed Forces Personnel who retired/ died prior to 01.01.2016 under first formulation was to be revised by notionally fixing their pay in the pay matrix recommended by the 7th CPC in the level corresponding to the pay in the pay scale/ pay band and grade pay at which they retired/ died. This was to be done by notional pay fixation under each intervening Pay Commission based on the formula for revision of pay. The revised rates of Military Service Pay, Non Practising Allowance, where applicable, and 'X' Group pay & Classification Allowance for JCOs/ ORs, if applicable, notified in terms of 7th CPC orders, also to be added to the amount of pay notionally arrived at under the 7th CPC pay matrix and termed as notional reckonable emoluments as on 01.01.2016. **The higher of the two Formulations i.e. the pension/family pension already revised in accordance with Gol, MoD letter No. 17(01)/2016-D(Pen/Pol) dated 29th October 2016 and modified vide letter No. 17(01)/2017 (01)/D(Pen/Policy) dated 04.09.2017 or the revised pension/ family pension worked out in accordance with Para 5 above, shall be granted to pre-2016 Armed Force Pensioners as revised Pension/ Family Pension w.e.f. 01.01.2016.**

2. Gol, MoD vide letter No. 17(01)/2017/(02)/D(Pension/ Policy) dated 17.10.2018 has issued concordance tables to facilitate fixation of notional pay of pre-2016 defence pensioners/ family pensioners by the concerned Record offices and attached Pay Account Offices in case of JCO/ORs of the three Services and PCDA(O) Pune/ Naval Pay Office, Mumbai/ AFCAO New Delhi in case of Commissioned Officers of Army/ Navy/Air Forces respectively. A copy of ibid Gol, MoD letter dated 17.10.2018 enclosed herewith for further necessary action, which is self-explanatory.

3. In view of the above, Record Offices are requested to prefer/forward the claims for revision of pension in respect of Pre-1.1.2016 pensioners/family pensioners in accordance with the instructions given in this office Circular No. 585 dated 21.09.2017 by using this concordance table for fixing the notional pay of the pensioner. However, it is informed that the LPC-cum-Data Sheet circulated in Circular No. 585 dated 21.09.2017 is under modification along with amendment in the software programme. An utility programme in this regard is also under development. The same along with detailed instructions will follow shortly.

No. Gts/Tech/7th CPC/0181/Vol-VII
Dated: 26.10.2018

Sandeep
(Sandeep Thakur)
Addl CDA (P)

Copy to:

1. The Dy. Secretary, Govt. of India, Ministry of PPG & P(Deptt. of P&PW), Lok Nayak Bhawan, New Delhi.
2. Director (Pensions), Govt. of India, Ministry of Defence D (Pen/Sers), Sena Bhawan, Wing 'A' New Delhi.
3. Army HQrs AG's Branch, PS-4(b) DHQ, PO New Delhi – 110011.
4. AHQ GS Branch, TA Directorate, DHQ PO New Delhi – 110011.
5. Naval HQrs, PP & A, DHQ PO New Delhi.
6. DPA, Vayu Bhawan, New Delhi- 11.
7. Air HQrs Ad PP & P- 3, West Block-VI, R. K. Puram, New Delhi- 110066.
8. Sr. Dy. CGDA(AT-II), O/O the CGDA, Ulan Batar Road, Palam Delhi Cantt– 110010.
9. PCDA (Navy) No.-1, Cooperage Road, Mumbai- 400039.
10. PCDA (WC), Chandimandir, Chandigarh
11. CDA (AF), West Block-V, R. K. Puram, New Delhi- 110066.
12. CDA, Chennai
13. CDA (PD), Meerut
14. JCDA (AF) Subroto Park, New Delhi- 110010.
15. Director of Audit, Defence Service, New Delhi
16. All Record Offices/ Regiment/ Corps.
17. Naval Pension Office, C/o INS Tanaji, Sion Trombay Road, Mankhurd, Mumbai-400088.
18. Air Force Record, Dhaula Kunwa, Delhi Cantt.
19. Director MP8(I of R) Integrated HQ of MOD(Army)AG's Branch, Addl Dte Gen of MP/MP8(I of R) West Block-III, RK Puram, New Delhi 110066
20. All Addl CsDA/ Jt. CsDA in Main Office.
21. All GOs in Main Office.
22. The OI/C, G-1(M), AT (ORs)-Tech. & G-1/Civil (Tech.)
23. All SAOs/ AOs/ AAOs in Gts/ ORs Complex.
24. The OI/C, EDP Manual Service Section.
25. The OI/C, EDP Centre.
26. The OI/C, PHP Cell (EDP Centre)
27. All Sections in Main Office.
28. The O IC, G-2, G-3, G-4 Section
29. The O I/C, Call Centre
30. The O I/C O & M Cell
31. The O I/C Complaint Cell
32. The O I/C, EDP Centre (for uploading on Website)
33. The O I/C Defence Pension Liaison Cell.
34. The O I/C Reception.
35. The O I/C, DPTI.
36. The PCDA(O), Golibar Maidan, Pune (Maharashtra)
37. Spare.

AKM
(A K Malviya)
Sr. AO (P)

No. 17(1)/2017 (02)/D(Pension/Policy)
Government of India
Ministry of Defence
Department of Ex-Servicemen Welfare,

New Delhi, dated: 17th October, 2018

To

The Chief of the Army Staff
The Chief of the Naval Staff
The Chief of the Air Staff

Sub: Revision of pension of pre-2016 pensioners/ family pensioners in implementation of Government's decision on the recommendations of the 7th Central Pay Commission Concordance tables- regarding.

Sir,

The undersigned is directed to convey that instructions were issued for revision of pension/family pension with effect from 1.1.2016 in respect of Armed Force pensioners/ family pensioners who retired/ died prior to 1.1.2016 vide this Ministry's letter No. 17(01)/2017(02)/D(Pension/Policy) dated 5.9.2017. As per the same, revision of pension for pre-2016 Armed Force pensioners/ family pensioners under first formulation, was to be done by notionally fixing their pay in the pay matrix recommended by the 7th Central Pay Commission in the level corresponding to the pay in the pay scale/ pay band and grade pay at which they retired/died. The notional pay fixation in 7th CPC pay matrix has to be arrived by fixing pay under each intervening Pay Commission based on the formula for revision of pay. The revised rates of Military Service Pay, Non Practicing Allowance, where applicable, and 'X' Group pay & Classification Allowance for JCO/ORs, if applicable, notified in terms of 7th CPC orders, shall also be added to the amount of pay notionally arrived at under the 7th CPC pay matrix and shall be termed as notional reckonable emolument as on 1.1.2016 for determining the revised pension/family pension in terms of para 5 of this Ministry's letter dated 5.9.2017.

2. Based on past instructions on fixation of pay in various pay commissions, concordance tables for fixation of notional pay for Armed Force personnel who retired/died in various ranks during the 4th, 5th and 6th Pay Commission periods (including 3rd Pay Commission for Sailors only) have been prepared and the same are enclosed herewith. In the case of commissioned officers who retired/died in harness before 1.1.1986, these concordance tables may be used based on their notional pay as on 1.1.1986, which was fixed in accordance with this Ministry's letter No 1(3)/98/D(Pen/Policy) dated 27.5.1998. Concordance tables for JCO/ORs who discharged/died in service prior to 1.1.1986 (prior to 1.1.1973 for Sailors), are under preparation and shall be issued separately.




3. These concordance tables have been prepared to facilitate fixation of notional pay of pre-2016 pensioners/ family pensioners by the concerned Record Offices and attached Pay Account Offices in case of JCO/ORs of the three Services and PCDA(O) Pune/ Naval Pay Office, Mumbai / AFCAO New Delhi in case of commissioned officers of Army / Navy / Air Force respectively. Due care has been taken to prepare these concordance tables based on the fitment tables for fixation of pay from 3rd to 4th (only for Sailors), 4th to 5th, 5th to 6th and 6th to 7th Pay Commission. In case of any inconsistency in the concordance tables vis-a-vis the relevant rules / instructions, the notional pay and pension / family pension of pre-2016 pensioners / family pensioners may be fixed in accordance with the rules / instructions applicable for fixation of pay in the intervening Pay Commission periods.

4. The pension / family pension of pre-2016 Armed Forces pensioners / family pensioners may be revised using the appropriate concordance table in accordance with the instructions contained in this Ministry's above quoted letter dated 5.9.2017.

5. This issues with concurrence of Ministry of Defence (Finance/Pension) vide their UO No. Part.file 1 to 30(01)/2016/Fin/Pen dated 27.09.2018.

6. Hindi version will follow.

Yours faithfully,



(Manoj Sinha)

Under Secretary to the Govt. of India

Copy to:-

As per standard distribution list




Table-1A

Concordance Table for Pensioner who retired in AC I/X Pay Scales						
From 01.01.1986 to 31.12.1995		1150				
From 01.01.1996 to 9.10.1997		3675				
From 10.10.1997 to 31.12.2005		3675				
From 01.01.2006 to 31.12.2015		5200-20200				
Corresponding level w.e.f. 01.01.2016 Level-3						
Basic Pay From 01.01.1986 to 31.12.95	Basic Pay From 01.01.1996 to 09.10.97	Basic Pay From 10.10.1997 to 31.12.2005	Basic Pay From 01.01.2006 to 31.12.2015	Pay range during 01.01.2006 to 31.12.2015		Notional Pay as on 01.01.2016
				Minimum	Maximum	
					8440	21700
				8450	8710	22400
				8720	8980	23100
1150	3675	3675	9050	8990	9260	23800
				9270	9530	24500
				9540	9800	25200
				9810	10110	26000
				10120	10420	26800
				10430	10730	27600
				10740	11050	28400
				11060	11400	29300
				11410	11750	30200
				11760	12100	31100
				12110	12450	32000
				12460	12840	33000
				12850	13220	34000
				13230	13610	35000
				13620	14040	36100
				14050	14470	37200
				14480	14900	38300
				14910	15330	39400
				15340	15790	40600
				15800	16260	41800
				16270	16770	43100

Smugli

Sr.Accounts Officer



Table-1B

Concordance Table for Pensioner who retired in AC II/Y Pay Scales						
From 01.01.1986 to 31.12.1995		1000				
From 01.01.1996 to 9.10.1997		3200				
From 10.10.1997 to 31.12.2005		3250				
From 01.01.2006 to 31.12.2015		5200-20200				
Corresponding level w.e.f. 01.01.2016 Level-3						
Basic Pay From 01.01.1986 to 31.12.95	Basic Pay From 01.01.1996 to 09.10.97	Basic Pay From 10.10.1997 to 31.12.2005	Basic Pay From 01.01.2006 to 31.12.2015	Pay range during 01.01.2006 to 31.12.2015		Notional Pay as on 01.01.2016
				Minimum	Maximum	
1000	3200	3250	8250	8440	8440	21700
				8450	8710	22400
				8720	8980	23100
				8990	9260	23800
				9270	9530	24500
				9540	9800	25200
				9810	10110	26000
				10120	10420	26800
				10430	10730	27600
				10740	11050	28400
				11060	11400	29300
				11410	11750	30200
				11760	12100	31100
				12110	12450	32000
				12460	12840	33000
				12850	13220	34000
				13230	13610	35000
				13620	14040	36100
				14050	14470	37200
				14480	14900	38300
				14910	15330	39400
				15340	15790	40600
				15800	16260	41800
				16270	16770	43100

Singh
 Sr.Accounts Officer



Table-1C

Concordance Table for Pensioner who retired in AC III/Y Pay Scales						
From 01.01.1986 to 31.12.1995		950				
From 01.01.1996 to 9.10.1997		3050				
From 10.10.1997 to 31.12.2005		3250				
From 01.01.2006 to 31.12.2015		5200-20200				
Corresponding level w.e.f. 01.01.2016 Level-3						
Basic Pay From 01.01.1986 to 31.12.95	Basic Pay From 01.01.1996 to 09.10.97	Basic Pay From 10.10.1997 to 31.12.2005	Basic Pay From 01.01.2006 to 31.12.2015	Pay range during 01.01.2006 to 31.12.2015		Notional Pay as on 01.01.2016
				Minimum	Maximum	
950	3050	3250	8250	8440	8440	21700
				8450	8710	22400
				8720	8980	23100
				8990	9260	23800
				9270	9530	24500
				9540	9800	25200
				9810	10110	26000
				10120	10420	26800
				10430	10730	27600
				10740	11050	28400
				11060	11400	29300
				11410	11750	30200
				11760	12100	31100
				12110	12450	32000
				12460	12840	33000
				12850	13220	34000
				13230	13610	35000
				13620	14040	36100
				14050	14470	37200
				14480	14900	38300
				14910	15330	39400
				15340	15790	40600
				15800	16260	41800
				16270	16770	43100

Singh
Sr.Accounts Officer



Table-1D

Concordance Table for Pensioner who retired in AC IV/Y Pay Scales						
From 01.01.1986 to 31.12.1995		930				
From 01.01.1996 to 9.10.1997		2975				
From 10.10.1997 to 31.12.2005		3250				
From 01.01.2006 to 31.12.2015		5200-20200				
Corresponding level w.e.f. 01.01.2016		Level-3				
Basic Pay From 01.01.1986 to 31.12.95	Basic Pay From 01.01.1996 to 09.10.97	Basic Pay From 10.10.1997 to 31.12.2005	Basic Pay From 01.01.2006 to 31.12.2015	Pay range during 01.01.2006 to 31.12.2015		Notional Pay as on 01.01.2016
				Minimum	Maximum	
930	2975	3250	8250	8440	8440	21700
				8450	8710	22400
				8720	8980	23100
				8990	9260	23800
				9270	9530	24500
				9540	9800	25200
				9810	10110	26000
				10120	10420	26800
				10430	10730	27600
				10740	11050	28400
				11060	11400	29300
				11410	11750	30200
				11760	12100	31100
				12110	12450	32000
				12460	12840	33000
				12850	13220	34000
				13230	13610	35000
				13620	14040	36100
				14050	14470	37200
				14480	14900	38300
				14910	15330	39400
				15340	15790	40600
				15800	16260	41800
				16270	16770	43100

Singh

Sr.Accounts Officer



Table-1E

Concordance Table for Pensioner who retired in AC IV (Mus)/Z Pay Scales						
From 01.01.1986 to 31.12.1995		930				
From 01.01.1996 to 9.10.1997		2975				
From 10.10.1997 to 31.12.2005		3050				
From 01.01.2006 to 31.12.2015		5200-20200				
Corresponding level w.e.f. 01.01.2016		Level-3				
Basic Pay From 01.01.1986 to 31.12.95	Basic Pay From 01.01.1996 to 09.10.97	Basic Pay From 10.10.1997 to 31.12.2005	Basic Pay From 01.01.2006 to 31.12.2015	Pay range during 01.01.2006 to 31.12.2015		Notional Pay as on 01.01.2016
				Minimum	Maximum	
930	2975	3050	7880		8440	21700
				8450	8710	22400
				8720	8980	23100
				8990	9260	23800
				9270	9530	24500
				9540	9800	25200
				9810	10110	26000
				10120	10420	26800
				10430	10730	27600
				10740	11050	28400
				11060	11400	29300
				11410	11750	30200
				11760	12100	31100
				12110	12450	32000
				12460	12840	33000
				12850	13220	34000
				13230	13610	35000
				13620	14040	36100
				14050	14470	37200
				14480	14900	38300
				14910	15330	39400
				15340	15790	40600
				15800	16260	41800
				16270	16770	43100

Singh
Sr.Accounts Officer



Table-2

Concordance Table for Pensioner who retired in LAC-I/X Pay Scales

From 01.01.1986 to 31.12.1995				1260-20-1500			
From 01.01.1996 to 9.10.1997				4025-60-4925			
From 10.10.1997 to 31.12.2005				4025-60-4925			
From 01.01.2006 to 31.12.2015				5200-20200			
Corresponding level w.e.f. 01.01.2016				Level-3			
Basic Pay From 01.01.1986 to 31.12.95	Basic Pay From 01.01.1996 to 09.10.97	Basic Pay From 10.10.1997 to 31.12.2005	Basic Pay From 01.01.2006 to 31.12.2015	Pay range during 01.01.2006 to 31.12.2015		Notional Pay as on 01.01.2016	
				Minimum	Maximum		
					8440	21700	
				8450	8710	22400	
				8720	8980	23100	
				8990	9260	23800	
1260	4025	4025	9490	9270	9530	24500	
1280	4025	4025	9490	9270	9530	24500	
1300	4025	4025	9490	9270	9530	24500	
1320	4085	4085	9600	9540	9800	25200	
1340	4145	4145	9710	9540	9800	25200	
1360	4205	4205	9830	9810	10110	26000	
1380	4265	4265	9940	9810	10110	26000	
1400	4325	4325	10050	9810	10110	26000	
1420	4385	4385	10160	10120	10420	26800	
1440	4445	4445	10270	10120	10420	26800	
1460	4505	4505	10380	10120	10420	26800	
1480	4565	4565	10500	10430	10730	27600	
1500	4625	4625	10610	10430	10730	27600	
		4685	10720	10430	10730	27600	
		4745	10830	10740	11050	28400	
		4805	10940	10740	11050	28400	
		4865	11050	10740	11050	28400	
		4925	11170	11060	11400	29300	
				11410	11750	30200	
				11760	12100	31100	
				12110	12450	32000	
				12460	12840	33000	
				12850	13220	34000	
				13230	13610	35000	
				13620	14040	36100	
				14050	14470	37200	
				14480	14900	38300	
				14910	15330	39400	
				15340	15790	40600	
				15800	16260	41800	
				16270	16770	43100	



[Signature]
Sr.Accounts Officer

Table-3						
Concordance Table for Pensioner who retired in LAC-II/Y Pay Scales						
From 01.01.1986 to 31.12.1995		1140-20-1380				
From 01.01.1996 to 9.10.1997		3650-60-4550				
From 10.10.1997 to 31.12.2005		3650-60-4550				
From 01.01.2006 to 31.12.2015		5200-20200				
Corresponding level w.e.f. 01.01.2016		Level-3				
Basic Pay From 01.01.1986 to 31.12.95	Basic Pay From 01.01.1996 to 09.10.97	Basic Pay From 10.10.1997 to 31.12.2005	Basic Pay From 01.01.2006 to 31.12.2015	Pay range during 01.01.2006 to 31.12.2015		Notional Pay as on 01.01.2016
				Minimum	Maximum	
					8440	21700
				8450	8710	22400
				8720	8980	23100
1140	3650	3650	9050	8990	9260	23800
1160	3650	3650	9050	8990	9260	23800
1180	3650	3650	9050	8990	9260	23800
1200	3710	3710	9050	8990	9260	23800
1220	3770	3770	9270	9270	9530	24500
1240	3830	3830	9270	9270	9530	24500
1260	3890	3890	9490	9270	9530	24500
1280	3950	3950	9490	9270	9530	24500
1300	4010	4010	9500	9270	9530	24500
1320	4070	4070	9500	9270	9530	24500
1340	4130	4130	9690	9540	9800	25200
1360	4190	4190	9800	9540	9800	25200
1380	4250	4250	9910	9810	10110	26000
		4310	10020	9810	10110	26000
		4370	10130	10120	10420	26800
		4430	10240	10120	10420	26800
		4490	10360	10120	10420	26800
		4550	10470	10430	10730	27600
				10740	11050	28400
				11060	11400	29300
				11410	11750	30200
				11760	12100	31100
				12110	12450	32000
				12460	12840	33000
				12850	13220	34000
				13230	13610	35000
				13620	14040	36100
				14050	14470	37200
				14480	14900	38300
				14910	15330	39400
				15340	15790	40600
				15800	16260	41800
				16270	16770	43100

Singh
Sr.Accounts Officer



Table-4					
Table for Pensioner who retired in LAC-III/Y Pay Scales					
386 to 31.12.1995		1000-20-1240			
396 to 9.10.1997		3200-60-4100			
397 to 31.12.2005		3650-60-4550			
306 to 31.12.2015		5200-20200			
g level w.e.f. 01.01.2016		Level-3			
Basic Pay From 01.01.1996 to 09.10.97	Basic Pay From 10.10.1997 to 31.12.2005	Basic Pay From 01.01.2006 to 31.12.2015	Pay range during 01.01.2006 to 31.12.2015		Notional Pay as on 01.01.2016
			Minimum	Maximum	
				8440	21700
			8450	8710	22400
			8720	8980	23100
3200	3650	9050	8990	9260	23800
3200	3650	9050	8990	9260	23800
3200	3650	9050	8990	9260	23800
3260	3650	9050	8990	9260	23800
3320	3650	9050	8990	9260	23800
3380	3650	9050	8990	9260	23800
3440	3650	9050	8990	9260	23800
3500	3650	9050	8990	9260	23800
3560	3650	9050	8990	9260	23800
3620	3650	9050	8990	9260	23800
3680	3710	9050	8990	9260	23800
3740	3770	9270	9270	9530	24500
3800	3830	9270	9270	9530	24500
	3890	9490	9270	9530	24500
	3950	9490	9270	9530	24500
	4010	9500	9270	9530	24500
	4070	9500	9270	9530	24500
	4130	9690	9540	9800	25200
	4190	9800	9540	9800	25200
	4250	9910	9810	10110	26000
	4310	10020	9810	10110	26000
	4370	10130	10120	10420	26800
	4430	10240	10120	10420	26800
	4490	10360	10120	10420	26800
	4550	10470	10430	10730	27600
			10740	11050	28400
			11060	11400	29300
			11410	11750	30200
			11760	12100	31100
			12110	12450	32000
			12460	12840	33000
			12850	13220	34000
			13230	13610	35000
			13620	14040	36100
			14050	14470	37200
			14480	14900	38300
			14910	15330	39400
			15340	15790	40600
			15800	16260	41800
			16270	16770	43100

[Signature]
Sr.Accounts Officer



Concordance Table for Pensioner who retired in LAC-IV/Y Pay Scales				Table-5		
From 01.01.1986 to 31.12.1995		960-20-1200				
From 01.01.1996 to 9.10.1997		3080-60-3980				
From 10.10.1997 to 31.12.2005		3650-60-4550				
From 01.01.2006 to 31.12.2015		5200-20200				
Corresponding level w.e.f. 01.01.2016			Level-3			
Basic Pay From 01.01.1986 to 31.12.95	Basic Pay From 01.01.1996 to 09.10.97	Basic Pay From 10.10.1997 to 31.12.2005	Basic Pay From 01.01.2006 to 31.12.2015	Pay range during 01.01.2006 to 31.12.2015		Notional Pay as on 01.01.2016
				Minimum	Maximum	
				-	8440	21700
				8450	8710	22400
				8720	8980	23100
960	3080	3650	9050	8990	9260	23800
980	3080	3650	9050	8990	9260	23800
1000	3140	3650	9050	8990	9260	23800
1020	3200	3650	9050	8990	9260	23800
1040	3200	3650	9050	8990	9260	23800
1060	3260	3650	9050	8990	9260	23800
1080	3320	3650	9050	8990	9260	23800
1100	3380	3650	9050	8990	9260	23800
1120	3440	3650	9050	8990	9260	23800
1140	3500	3650	9050	8990	9260	23800
1160	3560	3650	9050	8990	9260	23800
1180	3620	3650	9050	8990	9260	23800
1200	3680	3710	9050	8990	9260	23800
		3770	9270	9270	9530	24500
		3830	9270	9270	9530	24500
		3890	9490	9270	9530	24500
		3950	9490	9270	9530	24500
		4010	9500	9270	9530	24500
		4070	9500	9270	9530	24500
		4130	9690	9540	9800	25200
		4190	9800	9540	9800	25200
		4250	9910	9810	10110	26000
		4310	10020	9810	10110	26000
		4370	10130	10120	10420	26800
		4430	10240	10120	10420	26800
		4480	10360	10120	10420	26800
		4550	10470	10430	10730	27600
				10740	11050	28400
				11060	11400	29300
				11410	11750	30200
				11760	12100	31100
				12110	12450	32000
				12460	12840	33000
				12850	13220	34000
				13230	13610	35000
				13620	14040	36100
				14050	14470	37200
				14480	14900	38300
				14910	15330	39400
				15340	15790	40600
				15800	16260	41800
				16270	16770	43100

[Signature]
Sr. Accounts Officer




Table-6							
Concordance Table for Pensioner who retired in LAC-IV(Mus)/Z Pay Scales							
From 01.01.1986 to 31.12.1995		960-20-1200					
From 01.01.1996 to 9.10.1997		3080-60-3980					
From 10.10.1997 to 31.12.2005		3080-60-3980					
From 01.01.2006 to 31.12.2015		5200-20200					
Corresponding level w.e.f. 01.01.2016		Level-3					
	Basic Pay From 01.01.1986 to 31.12.95	Basic Pay From 01.01.1996 to 09.10.97	Basic Pay From 10.10.1997 to 31.12.2005	Basic Pay From 01.01.2006 to 31.12.2015	Pay range during 01.01.2006 to 31.12.2015		Notional Pay as on 01.01.2016
					Minimum	Maximum	
						8440	21700
					8450	8710	22400
					8720	8980	23100
	960	3080	3080	9050	8990	9260	23800
	980	3080	3080	9050	8990	9260	23800
	1000	3140	3140	9050	8990	9260	23800
	1020	3200	3200	9050	8990	9260	23800
	1040	3200	3200	9050	8990	9260	23800
	1060	3260	3260	9050	8990	9260	23800
	1080	3320	3320	9050	8990	9260	23800
	1100	3380	3380	9050	8990	9260	23800
	1120	3440	3440	9050	8990	9260	23800
	1140	3500	3500	9050	8990	9260	23800
	1160	3560	3560	9050	8990	9260	23800
	1180	3620	3620	9050	8990	9260	23800
	1200	3680	3680	9050	8990	9260	23800
			3740	9270	9270	9530	24500
			3800	9270	9270	9530	24500
			3860	9490	9270	9530	24500
			3920	9490	9270	9530	24500
			3980	9500	9270	9530	24500
					9540	9800	25200
					9810	10110	26000
					10120	10420	26800
					10430	10730	27600
					10740	11050	28400
					11060	11400	29300
					11410	11750	30200
					11760	12100	31100
					12110	12450	32000
					12460	12840	33000
					12850	13220	34000
					13230	13610	35000
					13620	14040	36100
					14050	14470	37200
					14480	14900	38300
					14910	15330	39400
					15340	15790	40600
					15800	16260	41800
					16270	16770	43100



Singh
Sr.Accounts Officer

Table-7						
Concordance Table for Pensioner who retired in CPL-I/X Pay Scales						
From 01.01.1986 to 31.12.1995				1300-20-1460-25-1635		
From 01.01.1996 to 9.10.1997				4150-70-5200		
From 10.10.1997 to 31.12.2005				4150-70-5200		
From 01.01.2006 to 31.12.2015				5200-20200		
Corresponding level w.e.f. 01.01.2016				Level-4		
Basic Pay From 01.01.1986 to 31.12.95	Basic Pay From 01.01.1996 to 09.10.97	Basic Pay From 10.10.1997 to 31.12.2005	Basic Pay From 01.01.2006 to 31.12.2015	Pay range during 01.01.2006 to 31.12.2015		Notional Pay as on 01.01.2016
				Minimum	Maximum	
					9920	25500
1300	4150	4150	10120	9930	10230	26300
1320	4150	4150	10120	9930	10230	26300
1340	4150	4150	10120	9930	10230	26300
1360	4220	4220	10250	10240	10540	27100
1380	4220	4220	10250	10240	10540	27100
1400	4290	4290	10380	10240	10540	27100
1420	4360	4360	10510	10240	10540	27100
1440	4430	4430	10640	10550	10850	27900
1460	4500	4500	10770	10550	10850	27900
1485	4570	4570	10910	10860	11160	28700
1510	4640	4640	11040	10860	11160	28700
1535	4710	4710	11170	11170	11510	29600
1560	4780	4780	11300	11170	11510	29600
1585	4850	4850	11430	11170	11510	29600
1610	4920	4920	11560	11520	11860	30500
1635	4990	4990	11690	11520	11860	30500
		5060	11820	11520	11860	30500
		5130	11950	11870	12210	31400
		5200	12080	11870	12210	31400
				12220	12560	32300
				12570	12950	33300
				12960	13340	34300
				13350	13730	35300
				13740	14160	36400
				14170	14590	37500
				14600	15010	38600
				15020	15480	39800
				15490	15950	41000
				15960	16420	42200
				16430	16920	43500
				16930	17430	44800
				17440	17930	46100
				17940	18480	47500
				18490	19020	48900
				19030	19610	50400



Smrgh

Sr.Accounts Officer

Table-8						
Concordance Table for Pensioner who retired in CPL-II/Y Pay Scales						
From 01.01.1986 to 31.12.1995		1220-20-1380-25-1555				
From 01.01.1996 to 9.10.1997		3900-70-4950				
From 10.10.1997 to 31.12.2005		3900-70-4950				
From 01.01.2006 to 31.12.2015		5200-20200				
Corresponding level w.e.f. 01.01.2016		Level-4				
Basic Pay From 01.01.1986 to 31.12.95	Basic Pay From 01.01.1996 to 09.10.97	Basic Pay From 10.10.1997 to 31.12.2005	Basic Pay From 01.01.2006 to 31.12.2015	Pay range during 01.01.2006 to 31.12.2015		Notional Pay as on 01.01.2016
				Minimum	Maximum	
1220	3900	3900	9890	9920	25500	
1240	3900	3900	9890	9920	25500	
1260	3900	3900	9890	9920	25500	
1280	3970	3970	9890	9920	25500	
1300	4040	4040	9920	9920	25500	
1320	4040	4040	9920	9920	25500	
1340	4110	4110	10050	9930	10230	26300
1360	4180	4180	10180	9930	10230	26300
1380	4250	4250	10310	10240	10540	27100
1405	4320	4320	10440	10240	10540	27100
1430	4390	4390	10570	10550	10850	27900
1455	4460	4460	10700	10550	10850	27900
1480	4530	4530	10830	10550	10850	27900
1505	4600	4600	10960	10860	11160	28700
1530	4670	4670	11090	10860	11160	28700
1555	4740	4740	11220	11170	11510	29600
		4810	11350	11170	11510	29600
		4880	11480	11170	11510	29600
		4950	11610	11520	11860	30500
				11870	12210	31400
				12220	12560	32300
				12570	12950	33300
				12960	13340	34300
				13350	13730	35300
				13740	14160	36400
				14170	14590	37500
				14600	15010	38600
				15020	15480	39800
				15490	15950	41000
				15960	16420	42200
				16430	16920	43500
				16930	17430	44800
				17440	17930	46100
				17940	18480	47500
				18490	19020	48900
				19030	19610	50400

S. Singh
Sr.Accounts Officer



Table-9						
Concordance Table for Pensioner who retired in CPL-III/Y Pay Scales						
From 01.01.1986 to 31.12.1995		1040-20-1200-25-1375				
From 01.01.1996 to 9.10.1997		3320-70-4370				
From 10.10.1997 to 31.12.2005		3900-70-4950				
From 01.01.2006 to 31.12.2015		5200-20200				
Corresponding level w.e.f. 01.01.2016		Level-4				
Basic Pay From 01.01.1986 to 31.12.95	Basic Pay From 01.01.1996 to 09.10.97	Basic Pay From 10.10.1997 to 31.12.2005	Basic Pay From 01.01.2006 to 31.12.2015	Pay range during 01.01.2006 to 31.12.2015		Notional Pay as on 01.01.2016
				Minimum	Maximum	
1040	3320	3900	9890		9920	25500
1060	3320	3900	9890		9920	25500
1080	3320	3900	9890		9920	25500
1100	3390	3900	9890		9920	25500
1120	3460	3900	9890		9920	25500
1140	3530	3900	9890		9920	25500
1160	3600	3900	9890		9920	25500
1180	3670	3900	9890		9920	25500
1200	3740	3900	9890		9920	25500
1225	3810	3900	9890		9920	25500
1250	3880	3900	9890		9920	25500
1275	3950	3970	9890		9920	25500
1300	4020	4040	9920		9920	25500
1325	4090	4110	10050	9930	10230	26300
1350	4160	4180	10180	9930	10230	26300
1375	4230	4250	10310	10240	10540	27100
		4320	10440	10240	10540	27100
		4390	10570	10550	10850	27900
		4460	10700	10550	10850	27900
		4530	10830	10550	10850	27900
		4600	10960	10860	11160	28700
		4670	11090	10860	11160	28700
		4740	11220	11170	11510	29600
		4810	11350	11170	11510	29600
		4880	11480	11170	11510	29600
		4950	11610	11520	11860	30500
				11870	12210	31400
				12220	12560	32300
				12570	12950	33300
				12960	13340	34300
				13350	13730	35300
				13740	14160	36400
				14170	14590	37500
				14600	15010	38600
				15020	15480	39800
				15490	15950	41000
				15960	16420	42200
				16430	16920	43500
				16930	17430	44800
				17440	17930	46100
				17940	18480	47500
				18490	19020	48900
				19030	19610	50400

Singh

Sr.Accounts Officer



Concordance Table for Pensioner who retired in CPL-IV/Y Pay Scales					Table-10	
From 01.01.1986 to 31.12.1995			1000-20-1160-25-1335			
From 01.01.1996 to 9.10.1997			3200-70-4250			
From 10.10.1997 to 31.12.2005			3900-70-4950			
From 01.01.2006 to 31.12.2015			5200-20200			
Corresponding level w.e.f. 01.01.2016			Level-4			
Basic Pay From	Basic Pay From	Basic Pay From	Basic Pay From	Pay range during		Notional Pay as
01.01.1986 to	01.01.1996 to	10.10.1997 to	01.01.2006 to	01.01.2006 to		
31.12.95	09.10.97	31.12.2005	31.12.2015	Minimum	Maximum	on 01.01.2016
1000	3200	3900	9890		9920	25500
1020	3200	3900	9890		9920	25500
1040	3200	3900	9890		9920	25500
1060	3270	3900	9890		9920	25500
1080	3340	3900	9890		9920	25500
1100	3410	3900	9890		9920	25500
1120	3480	3900	9890		9920	25500
1140	3550	3900	9890		9920	25500
1160	3620	3900	9890		9920	25500
1185	3690	3900	9890		9920	25500
1210	3760	3900	9890		9920	25500
1235	3830	3900	9890		9920	25500
1260	3900	3900	9890		9920	25500
1285	3970	3970	9890		9920	25500
1310	4040	4040	9920		9920	25500
1335	4110	4110	10050	9930	10230	26300
		4180	10180	9930	10230	26300
		4250	10310	10240	10540	27100
		4320	10440	10240	10540	27100
		4390	10570	10550	10850	27900
		4460	10700	10550	10850	27900
		4530	10830	10550	10850	27900
		4600	10960	10860	11160	28700
		4670	11090	10860	11160	28700
		4740	11220	11170	11510	29600
		4810	11350	11170	11510	29600
		4880	11480	11170	11510	29600
		4950	11610	11520	11860	30500
				11870	12210	31400
				12220	12560	32300
				12570	12950	33300
				12960	13340	34300
				13350	13730	35300
				13740	14160	36400
				14170	14590	37500
				14600	15010	38600
				15020	15480	39800
				15490	15950	41000
				15960	16420	42200
				16430	16920	43500
				16930	17430	44800
				17440	17930	46100
				17940	18480	47500
				18490	19020	48900
				19030	19610	50400

Singh
Sr.Accounts Officer



Table-11						
Concordance Table for Pensioner who retired in CPL-IV(Mus)/Z Pay Scales						
From 01.01.1986 to 31.12.1995				1000-20-1160-25-1335		
From 01.01.1996 to 9.10.1997				3200-70-4250		
From 10.10.1997 to 31.12.2005				3200-70-4250		
From 01.01.2006 to 31.12.2015				5200-20200		
Corresponding level w.e.f. 01.01.2016				Level-4		
Basic Pay From 01.01.1986 to 31.12.95	Basic Pay From 01.01.1996 to 09.10.97	Basic Pay From 10.10.1997 to 31.12.2005	Basic Pay From 01.01.2006 to 31.12.2015	Pay range during 01.01.2006 to 31.12.2015		Notional Pay as on 01.01.2016
				Minimum	Maximum	
1000	3200	3200	9890		9920	25500
1020	3200	3200	9890		9920	25500
1040	3200	3200	9890		9920	25500
1060	3270	3270	9890		9920	25500
1080	3340	3340	9890		9920	25500
1100	3410	3410	9890		9920	25500
1120	3480	3480	9890		9920	25500
1140	3550	3550	9890		9920	25500
1160	3620	3620	9890		9920	25500
1185	3690	3690	9890		9920	25500
1210	3760	3760	9890		9920	25500
1235	3830	3830	9890		9920	25500
1260	3900	3900	9890		9920	25500
1285	3970	3970	9890		9920	25500
1310	4040	4040	9920		9920	25500
1335	4110	4110	10050	9930	10230	26300
		4180	10180	9930	10230	26300
		4250	10310	10240	10540	27100
		4320	10440	10240	10540	27100
		4390	10570	10550	10850	27900
		4460	10700	10550	10850	27900
		4530	10830	10550	10850	27900
		4600	10960	10860	11160	28700
		4670	11090	10860	11160	28700
		4740	11220	11170	11510	29600
		4810	11350	11170	11510	29600
		4880	11480	11170	11510	29600
		4950	11610	11520	11860	30500
				11870	12210	31400
				12220	12560	32300
				12570	12950	33300
				12960	13340	34300
				13350	13730	35300
				13740	14160	36400
				14170	14590	37500
				14600	15010	38600
				15020	15480	39800
				15490	15950	41000
				15960	16420	42200
				16430	16920	43500
				16930	17430	44800
				17440	17930	46100
				17940	18480	47500
				18490	19020	48900
				19030	19610	50400

Singh
Sr.Accounts Officer



Table-12						
Concordance Table for Pensioner who retired in SGT-I/X Pay Scales						
From 01.01.1986 to 31.12.1995			1460-25-1710-30-1860			
From 01.01.1996 to 9.10.1997			4670-85-5945			
From 10.10.1997 to 31.12.2005			4670-85-5945			
From 01.01.2006 to 31.12.2015			5200-20200			
Corresponding level w.e.f. 01.01.2016			Level-5			
Basic Pay From 01.01.1986 to 31.12.95	Basic Pay From 01.01.1996 to 09.10.97	Basic Pay From 10.10.1997 to 31.12.2005	Basic Pay From 01.01.2006 to 31.12.2015	Pay range during 01.01.2006 to 31.12.2015		Notional Pay as on 01.01.2016
				Minimum	Maximum	
					11360	29200
1460	4670	4670	11490	11370	11710	30100
1485	4670	4670	11490	11370	11710	30100
1510	4670	4670	11490	11370	11710	30100
1535	4755	4755	11650	11370	11710	30100
1560	4755	4755	11650	11370	11710	30100
1585	4840	4840	11810	11720	12060	31000
1610	4925	4925	11970	11720	12060	31000
1635	5010	5010	12120	12070	12410	31900
1660	5095	5095	12280	12070	12410	31900
1685	5180	5180	12440	12420	12800	32900
1710	5265	5265	12600	12420	12800	32900
1740	5350	5350	12760	12420	12800	32900
1770	5435	5435	12910	12810	13190	33900
1800	5520	5520	13070	12810	13190	33900
1830	5605	5605	13230	13200	13570	34900
1860	5690	5690	13390	13200	13570	34900
		5775	13550	13200	13570	34900
		5860	13700	13580	13960	35900
		5945	13860	13580	13960	35900
				13970	14390	37000
				14400	14820	38100
				14830	15250	39200
				15260	15710	40400
				15720	16180	41600
				16190	16650	42800
				16660	17150	44100
				17160	17660	45400
				17670	18210	46800
				18220	18750	48200
				18760	19290	49600
				19300	19880	51100
				19890	20460	52600
				20470	21080	54200
				21090	21710	55800
				21720	22370	57500



Srinivas
Sr. Accounts Officer

Table-13						
Concordance Table for Pensioner who retired in SGT(Dip)/ X Pay Scales						
From 01.01.1986 to 31.12.1995			1460-25-1710-30-1860			
From 01.01.1996 to 9.10.1997			4670-85-5945			
From 10.10.1997 to 31.12.2005			5000-100-6500			
From 01.01.2006 to 31.12.2015			5200-20200			
Corresponding level w.e.f. 01.01.2016			Level-5			
Basic Pay From 01.01.1986 to 31.12.95	Basic Pay From 01.01.1996 to 09.10.97	Basic Pay From 10.10.1997 to 31.12.2005	Basic Pay From 01.01.2006 to 31.12.2015	Pay range during 01.01.2006 to 31.12.2015		Notional Pay as on 01.01.2016
				Minimum	Maximum	
					11360	29200
				11370	11710	30100
				11720	12060	31000
1460	4670	5000	12100	12070	12410	31900
1485	4670	5000	12100	12070	12410	31900
1510	4670	5000	12100	12070	12410	31900
1535	4755	5000	12100	12070	12410	31900
1560	4755	5000	12100	12070	12410	31900
1585	4840	5000	12100	12070	12410	31900
1610	4925	5000	12100	12070	12410	31900
1635	5010	5100	12290	12070	12410	31900
1660	5095	5100	12290	12070	12410	31900
1685	5180	5200	12480	12420	12800	32900
1710	5265	5300	12660	12420	12800	32900
1740	5350	5400	12850	12810	13190	33900
1770	5435	5500	13030	12810	13190	33900
1800	5520	5600	13220	13200	13570	34900
1830	5605	5700	13410	13200	13570	34900
1860	5690	5700	13410	13200	13570	34900
		5800	13590	13580	13960	35900
		5900	13780	13580	13960	35900
		6000	13960	13580	13960	35900
		6100	14150	13970	14390	37000
		6200	14340	13970	14390	37000
		6300	14520	14400	14820	38100
		6400	14710	14400	14820	38100
		6500	14890	14830	15250	39200
				15260	15710	40400
				15720	16180	41600
				16190	16650	42800
				16660	17150	44100
				17160	17660	45400
				17670	18210	46800
				18220	18750	48200
				18760	19290	49600
				19300	19880	51100
				19890	20460	52600
				20470	21080	54200
				21090	21710	55800
				21720	22370	57500

Singh
Sr:Accounts Officer



Table-14						
Concordance Table for Pensioner who retired in SGT-II/ Y Pay Scales						
From 01.01.1986 to 31.12.1995		1350-25-1600-30-1750				
From 01.01.1996 to 9.10.1997		4320-85-5595				
From 10.10.1997 to 31.12.2005		4320-85-5595				
From 01.01.2006 to 31.12.2015		5200-20200				
Corresponding level w.e.f. 01.01.2016		Level-5				
Basic Pay From 01.01.1986 to 31.12.95	Basic Pay From 01.01.1996 to 09.10.97	Basic Pay From 10.10.1997 to 31.12.2005	Basic Pay From 01.01.2006 to 31.12.2015	Pay range during 01.01.2006 to 31.12.2015		Notional Pay as on 01.01.2016
				Minimum	Maximum	
1350	4320	4320	10840		11360	29200
1375	4320	4320	10840		11360	29200
1400	4320	4320	10840		11360	29200
1425	4405	4405	11000		11360	29200
1450	4490	4490	11160		11360	29200
1475	4575	4575	11310		11360	29200
1500	4575	4575	11310		11360	29200
1525	4660	4660	11470	11370	11710	30100
1550	4745	4745	11630	11370	11710	30100
1575	4830	4830	11790	11720	12060	31000
1600	4915	4915	11950	11720	12060	31000
1630	5000	5000	12100	12070	12410	31900
1660	5085	5085	12260	12070	12410	31900
1690	5170	5170	12420	12420	12800	32900
1720	5255	5255	12580	12420	12800	32900
1750	5340	5340	12740	12420	12800	32900
		5425	12900	12810	13190	33900
		5510	13050	12810	13190	33900
		5595	13210	13200	13570	34900
				13580	13960	35900
				13970	14390	37000
				14400	14820	38100
				14830	15250	39200
				15260	15710	40400
				15720	16180	41600
				16190	16650	42800
				16660	17150	44100
				17160	17660	45400
				17670	18210	46800
				18220	18750	48200
				18760	19290	49600
				19300	19880	51100
				19890	20460	52600
				20470	21080	54200
				21090	21710	55800
				21720	22370	57500

Singh
Sr. Accounts Officer



Table-15							
Concordance Table for Pensioner who retired in SGT-III/ Y Pay Scales							
From 01.01.1986 to 31.12.1995				1180-25-1430-30-1580			
From 01.01.1996 to 9.10.1997				3775-85-5050			
From 10.10.1997 to 31.12.2005				4320-85-5595			
From 01.01.2006 to 31.12.2015				5200-20200			
Corresponding level w.e.f. 01.01.2016				Level-5			
Basic Pay From 01.01.1986 to 31.12.95	Basic Pay From 01.01.1996 to 09.10.97	Basic Pay From 10.10.1997 to 31.12.2005	Basic Pay From 01.01.2006 to 31.12.2015	Pay range during 01.01.2006 to 31.12.2015		Notional Pay as on 01.01.2016	
				Minimum	Maximum		
1180	3775	4320	10840		11360	29200	
1205	3775	4320	10840		11360	29200	
1230	3775	4320	10840		11360	29200	
1255	3860	4320	10840		11360	29200	
1280	3945	4320	10840		11360	29200	
1305	4030	4320	10840		11360	29200	
1330	4115	4320	10840		11360	29200	
1355	4200	4320	10840		11360	29200	
1380	4285	4320	10840		11360	29200	
1405	4370	4405	11000		11360	29200	
1430	4370	4405	11000		11360	29200	
1460	4455	4490	11160		11360	29200	
1490	4540	4575	11310		11360	29200	
-	4625	4660	11470	11370	11710	30100	
1520	4710	4745	11630	11370	11710	30100	
1550	4795	4830	11790	11720	12060	31000	
1580	4880	4915	11950	11720	12060	31000	
		5000	12100	12070	12410	31900	
		5085	12260	12070	12410	31900	
		5170	12420	12420	12800	32900	
		5255	12580	12420	12800	32900	
		5340	12740	12420	12800	32900	
		5425	12900	12810	13190	33900	
		5510	13050	12810	13190	33900	
		5595	13210	13200	13570	34900	
				13580	13960	35900	
				13970	14390	37000	
				14400	14820	38100	
				14830	15250	39200	
				15260	15710	40400	
				15720	16180	41600	
				16190	16650	42800	
				16660	17150	44100	
				17160	17660	45400	
				17670	18210	46800	
				18220	18750	48200	
				18760	19290	49600	
				19300	19880	51100	
				19890	20460	52600	
				20470	21080	54200	
				21090	21710	55800	
				21720	22370	57500	

Singh
Sr.Accounts Officer



Table-16						
Concordance Table for Pensioner who retired in SGT-IV/ Y Pay Scales						
From 01.01.1986 to 31.12.1995				1180-25-1430-30-1580		
From 01.01.1996 to 9.10.1997				3775-85-5050		
From 10.10.1997 to 31.12.2005				4320-85-5595		
From 01.01.2006 to 31.12.2015				5200-20200		
Corresponding level w.e.f. 01.01.2016				Level-5		
Basic Pay From 01.01.1986 to 31.12.95	Basic Pay From 01.01.1996 to 09.10.97	Basic Pay From 10.10.1997 to 31.12.2005	Basic Pay From 01.01.2006 to 31.12.2015	Pay range during 01.01.2006 to 31.12.2015		Notional Pay as on 01.01.2016
				Minimum	Maximum	
1180	3775	4320	10840		11360	29200
1205	3775	4320	10840		11360	29200
1230	3775	4320	10840		11360	29200
1255	3860	4320	10840		11360	29200
1280	3945	4320	10840		11360	29200
1305	4030	4320	10840		11360	29200
1330	4115	4320	10840		11360	29200
1355	4200	4320	10840		11360	29200
1380	4285	4320	10840		11360	29200
1405	4370	4405	11000		11360	29200
1430	4370	4405	11000		11360	29200
1460	4455	4490	11160		11360	29200
1490	4540	4575	11310		11360	29200
	4625	4660	11470	11370	11710	30100
1520	4710	4745	11630	11370	11710	30100
1550	4795	4830	11790	11720	12060	31000
1580	4880	4915	11950	11720	12060	31000
		5000	12100	12070	12410	31900
		5085	12260	12070	12410	31900
		5170	12420	12420	12800	32900
		5255	12580	12420	12800	32900
		5340	12740	12420	12800	32900
		5425	12900	12810	13190	33900
		5510	13050	12810	13190	33900
		5595	13210	13200	13570	34900
				13580	13960	35900
				13970	14390	37000
				14400	14820	38100
				14830	15250	39200
				15260	15710	40400
				15720	16180	41600
				16190	16650	42800
				16660	17150	44100
				17160	17660	45400
				17670	18210	46800
				18220	18750	48200
				18760	19290	49600
				19300	19880	51100
				19890	20460	52600
				20470	21080	54200
				21090	21710	55800
				21720	22370	57500

Amgle
Sr.Accounts Officer



Table-17							
Concordance Table for Pensioner who retired in SGT-IV(Mus)/ Z Pay Scales							
From 01.01.1986 to 31.12.1995				1180-25-1430-30-1580			
From 01.01.1996 to 9.10.1997				3775-85-5050			
From 10.10.1997 to 31.12.2005				3775-85-5050			
From 01.01.2006 to 31.12.2015				5200-20200			
Corresponding level w.e.f. 01.01.2016				Level-5			
Basic Pay From 01.01.1986 to 31.12.95	Basic Pay From 01.01.1996 to 09.10.97	Basic Pay From 10.10.1997 to 31.12.2005	Basic Pay From 01.01.2006 to 31.12.2015	Pay range during 01.01.2006 to 31.12.2015		Fitment	Notional Pay as on 01.01.2016
				Minlmm	Maxlmm		
1180	3775	3775	10840		11360	27859	29200
1205	3775	3775	10840		11360	27859	29200
1230	3775	3775	10840		11360	27859	29200
1255	3860	3860	10840		11360	27859	29200
1280	3945	3945	10840		11360	27859	29200
1305	4030	4030	10840		11360	27859	29200
1330	4115	4115	10840		11360	27859	29200
1355	4200	4200	10840		11360	27859	29200
1380	4285	4285	10840		11360	27859	29200
1405	4370	4370	11000		11360	28270	29200
1430	4370	4370	11000		11360	28270	29200
1460	4455	4455	11160		11360	28681	29200
1490	4540	4540	11310		11360	29067	29200
	4625	4625	11470	11370	11710	29478	30100
1520	4710	4710	11630	11370	11710	29889	30100
1550	4795	4795	11790	11720	12060	30300	31000
1580	4880	4880	11950	11720	12060	30712	31000
		4965	12100	12070	12410	31097	31900
		5050	12260	12070	12410	31508	31900
			12420	12420	12800	31919	32900
			12580	12420	12800	32331	32900
			12740	12420	12800	32742	32900
			12900	12810	13190	33153	33900
			13050	12810	13190	33539	33900
			13210	13200	13570	33950	34900
				13580	13960		35900
				13970	14390		37000
				14400	14820		38100
				14830	15250		39200
				15260	15710		40400
				15720	16180		41600
				16190	16650		42800
				16660	17150		44100
				17160	17660		45400
				17670	18210		46800
				18220	18750		48200
				18760	19290		49600
				19300	19880		51100
				19890	20460		52600
				20470	21080		54200
				21090	21710		55800
				21720	22370		57500

Singh
Sr.Accounts Officer




Table-18						
Concordance Table for Pensioner who retired in JWO-I/ X Pay Scales						
From 01.01.1986 to 31.12.1995		1730-40-2090-50-2540				
From 01.01.1996 to 9.10.1997		5530-125-7780				
From 10.10.1997 to 31.12.2005		5770-140-8290				
From 01.01.2006 to 31.12.2015		9300-34800				
Corresponding level w.e.f. 01.01.2016		Level-6				
Basic Pay From 01.01.1986 to 31.12.95	Basic Pay From 01.01.1996 to 09.10.97	Basic Pay From 10.10.1997 to 31.12.2005	Basic Pay From 01.01.2006 to 31.12.2015	Pay range during 01.01.2006 to 31.12.2015		Notional Pay as on 01.01.2016
				Minimum	Maximum	
				13770		35400
				13780	14200	36500
				14210	14630	37600
1730	5530	5770	14940	14640	15050	38700
1770	5530	5770	14940	14640	15050	38700
1810	5530	5770	14940	14640	15050	38700
1850	5655	5770	14940	14640	15050	38700
1890	5780	5910	15200	15060	15520	39900
1930	5905	5910	15200	15060	15520	39900
1970	6030	6050	15460	15060	15520	39900
2010	6155	6190	15720	15530	15990	41100
2050	6280	6330	15980	15530	15990	41100
2090	6405	6470	16240	16000	16450	42300
2140	6530	6610	16500	16460	16960	43600
2190	6655	6750	16760	16460	16960	43600
2240	6780	6890	17020	16970	17470	44900
	6905	7030	17280	16970	17470	44900
2290	7030	7030	17280	16970	17470	44900
2340	7155	7170	17540	17480	17970	46200
2390	7280	7310	17800	17480	17970	46200
2440	7405	7450	18060	17980	18520	47600
2490	7530	7590	18320	17980	18520	47600
	7655	7730	18580	18530	19060	49000
2540	7780	7870	18840	18530	19060	49000
		8010	19100	19070	19640	50500
		8150	19360	19070	19640	50500
		8290	19620	19070	19640	50500
				19650	20230	52000
				20240	20850	53600
				20860	21470	55200
				21480	22140	56900
				22150	22800	58600
				22810	23500	60400
				23510	24200	62200
				24210	24940	64100
				24950	25680	66000
				25690	26450	68000
				26460	27230	70000

[Signature]
Sr. Accounts Officer



Table-19						
Concordance Table for Pensioner who retired in JWO-II/ Y Pay Scales						
From 01.01.1986 to 31.12.1995				1620-40-2100-50-2400		
From 01.01.1996 to 9.10.1997				5200-125-7450		
From 10.10.1997 to 31.12.2005				5620-140-8140		
From 01.01.2006 to 31.12.2015				9300-34800		
Corresponding level w.e.f. 01.01.2016				Level-6		
Basic Pay From 01.01.1986 to 31.12.95	Basic Pay From 01.01.1996 to 09.10.97	Basic Pay From 10.10.1997 to 31.12.2005	Basic Pay From 01.01.2006 to 31.12.2015	Pay range during 01.01.2006 to 31.12.2015		Notional Pay as on 01.01.2016
				Minimum	Maximum	
					13770	35400
				13780	14200	36500
				14210	14630	37600
1620	5200	5620	14660	14640	15050	38700
1660	5200	5620	14660	14640	15050	38700
1700	5200	5620	14660	14640	15050	38700
1740	5325	5620	14660	14640	15050	38700
1780	5450	5620	14660	14640	15050	38700
1820	5575	5620	14660	14640	15050	38700
1860	5700	5760	14920	14640	15050	38700
1900	5825	5900	15180	15060	15520	39900
1940	5950	6040	15440	15060	15520	39900
1980	6075	6180	15700	15530	15990	41100
2020	6200	6320	15960	15530	15990	41100
2060	6325	6460	16220	16000	16450	42300
2100	6450	6460	16220	16000	16450	42300
2150	6575	6600	16480	16460	16960	43600
2200	6700	6740	16740	16460	16960	43600
2250	6825	6880	17000	16970	17470	44900
	6950	7020	17260	16970	17470	44900
2300	7075	7160	17520	16970	17970	46200
2350	7200	7300	17780	16970	17970	46200
2400	7325	7440	18040	17980	18520	47600
		7580	18300	17980	18520	47600
		7720	18560	18530	19060	49000
		7860	18820	18530	19060	49000
		8000	19080	19070	19640	50500
		8140	19350	19070	19640	50500
				19650	20230	52000
				20240	20850	53600
				20860	21470	55200
				21480	22140	56900
				22150	22800	58600
				22810	23500	60400
				23510	24200	62200
				24210	24940	64100
				24950	25680	66000
				25690	26450	68000
				26460	27230	70000

Singh
Sr.Accounts Officer




				Table-20		
Concordance Table for Pensioner who retired in JWO-III/ Y Pay Scales						
From 01.01.1986 to 31.12.1995				1450-40-2090-50-2190		
From 01.01.1996 to 9.10.1997				4650-125-6900		
From 10.10.1997 to 31.12.2005				5620-140-8140		
From 01.01.2006 to 31.12.2015				9300-34800		
Corresponding level w.e.f. 01.01.2016				Level-6		
Basic Pay From 01.01.1986 to 31.12.95	Basic Pay From 01.01.1996 to 09.10.97	Basic Pay From 10.10.1997 to 31.12.2005	Basic Pay From 01.01.2006 to 31.12.2015	Pay range during 01.01.2006 to 31.12.2015		Notional Pay as on 01.01.2016
				Minlmm	Maximum	
					13770	35400
				13780	14200	36500
				14210	14630	37600
1450	4650	5620	14660	14640	15050	38700
1490	4650	5620	14660	14640	15050	38700
1530	4775	5620	14660	14640	15050	38700
1570	4900	5620	14660	14640	15050	38700
1610	4900	5620	14660	14640	15050	38700
1650	5025	5620	14660	14640	15050	38700
1690	5150	5620	14660	14640	15050	38700
1730	5275	5620	14660	14640	15050	38700
1770	5400	5620	14660	14640	15050	38700
1810	5525	5620	14660	14640	15050	38700
1850	5650	5760	14920	14640	15050	38700
1890	5775	5900	15180	15060	15520	39900
1930	5900	5900	15180	15060	15520	39900
1970	6025	6040	15440	15060	15520	39900
2010	6150	6180	15700	15530	15990	41100
2050	6275	6320	15960	15530	15990	41100
2090	6400	6460	16220	16000	16450	42300
2140	6525	6600	16480	16460	16960	43600
2190	6650	6740	16740	16460	16960	43600
		6880	17000	16970	17470	44900
		7020	17260	16970	17470	44900
		7160	17520	17480	17970	46200
		7300	17780	17480	17970	46200
		7440	18040	17980	18520	47600
		7580	18300	17980	18520	47600
		7720	18560	18530	19060	49000
		7860	18820	18530	19060	49000
		8000	19080	19070	19640	50500
		8140	19350	19070	19640	50500
				19650	20230	52000
				20240	20850	53600
				20860	21470	55200
				21480	22140	56900
				22150	22800	58600
				22810	23500	60400
				23510	24200	62200
				24210	24940	64100
				24950	25680	66000
				25690	26450	68000
				26460	27230	70000

Singh
Sr.Accounts Officer




Table-21						
Concordance Table for Pensioner who retired in JWO-IV/ Y Pay Scales						
From 01.01.1986 to 31.12.1995		1450-40-2090-50-2190				
From 01.01.1996 to 9.10.1997		4650-125-6900				
From 10.10.1997 to 31.12.2005		5620-140-8140				
From 01.01.2006 to 31.12.2015		9300-34800				
Corresponding level w.e.f, 01.01.2016		Level-6				
Basic Pay From 01.01.1986 to 31.12.95	Basic Pay From 01.01.1996 to 09.10.97	Basic Pay From 10.10.1997 to 31.12.2005	Basic Pay From 01.01.2006 to 31.12.2015	Pay range during 01.01.2006 to 31.12.2015		Notional Pay as on 01.01.2016
				Minimum	Maximum	
					13770	35400
				13780	14200	36500
				14210	14630	37600
1450	4650	5620	14660	14640	15050	38700
1490	4650	5620	14660	14640	15050	38700
1530	4775	5620	14660	14640	15050	38700
1570	4900	5620	14660	14640	15050	38700
1610	4900	5620	14660	14640	15050	38700
1650	5025	5620	14660	14640	15050	38700
1690	5150	5620	14660	14640	15050	38700
1730	5275	5620	14660	14640	15050	38700
1770	5400	5620	14660	14640	15050	38700
1810	5525	5620	14660	14640	15050	38700
1850	5650	5760	14920	14640	15050	38700
1890	5775	5900	15180	15060	15520	39900
1930	5900	5900	15180	15060	15520	39900
1970	6025	6040	15440	15060	15520	39900
2010	6150	6180	15700	15530	15990	41100
2050	6275	6320	15960	15530	15990	41100
2090	6400	6460	16220	16000	16450	42300
2140	6525	6600	16480	16460	16960	43600
2190	6650	6740	16740	16460	16960	43600
		6880	17000	16970	17470	44900
		7020	17260	16970	17470	44900
		7160	17520	17480	17970	46200
		7300	17780	17480	17970	46200
		7440	18040	17980	18520	47600
		7580	18300	17980	18520	47600
		7720	18560	18530	19060	49000
		7860	18820	18530	19060	49000
		8000	19080	19070	19640	50500
		8140	19350	19070	19640	50500
				19650	20230	52000
				20240	20850	53600
				20860	21470	55200
				21480	22140	56900
				22150	22800	58600
				22810	23500	60400
				23510	24200	62200
				24210	24940	64100
				24950	25680	66000
				25690	26450	68000
				26460	27230	70000

[Signature]
Sr.Accounts Officer



Table-22						
Concordance Table for Pensioner who retired in JWO-IV(Mus)/ Z Pay Scales						
From 01.01.1986 to 31.12.1995			1450-40-2090-50-2190			
From 01.01.1996 to 9.10.1997			4650-125-6900			
From 10.10.1997 to 31.12.2005			5200-125-7450			
From 01.01.2006 to 31.12.2015			9300-34800			
Corresponding level w.e.f. 01.01.2016			Level-6			
Basic Pay From 01.01.1986 to 31.12.95	Basic Pay From 01.01.1996 to 09.10.97	Basic Pay From 10.10.1997 to 31.12.2005	Basic Pay From 01.01.2006 to 31.12.2015	Pay range during 01.01.2006 to 31.12.2015		Notional Pay as on 01.01.2016
				Minimum	Maximum	
					13770	35400
				13780	14200	36500
				14210	14630	37600
1450	4650	5200	14660	14640	15050	38700
1490	4650	5200	14660	14640	15050	38700
1530	4775	5200	14660	14640	15050	38700
1570	4900	5200	14660	14640	15050	38700
1610	4900	5200	14660	14640	15050	38700
1650	5025	5200	14660	14640	15050	38700
1690	5150	5200	14660	14640	15050	38700
1730	5275	5325	14660	14640	15050	38700
1770	5400	5450	14660	14640	15050	38700
1810	5525	5575	14660	14640	15050	38700
1850	5650	5700	14920	14640	15050	38700
1890	5775	5825	15180	14640	15520	39900
1930	5900	5950	15440	14640	15520	39900
1970	6025	6075	15700	15530	15990	41100
2010	6150	6200	15960	15530	15990	41100
2050	6275	6325	16220	16000	16450	42300
2090	6400	6450	16220	16000	16450	42300
2140	6525	6575	16480	16460	16960	43600
2190	6650	6700	16740	16460	16960	43600
		6825	17000	16970	17470	44900
		6950	17260	16970	17470	44900
		7075	17520	17480	17970	46200
		7200	17780	17480	17970	46200
		7325	18040	17980	18520	47600
		7450	18300	17980	18520	47600
			18560	18530	19060	49000
			18820	18530	19060	49000
			19080	19070	19640	50500
			19350	19070	19640	50500
				19650	20230	52000
				20240	20850	53600
				20860	21470	55200
				21480	22140	56900
				22150	22800	58600
				22810	23500	60400
				23510	24200	62200
				24210	24940	64100
				24950	25680	66000
				25690	26450	68000
				26460	27230	70000



Singh
Sr.Accounts Officer

Table-23						
Concordance Table for Pensioner who retired in WO-I/ X Pay Scales						
From 01.01.1986 to 31.12.1995		1980-50-2280-60-2580-75-2955				
From 01.01.1996 to 9.10.1997		6495-175-9295				
From 10.10.1997 to 31.12.2005		6750-190-9790				
From 01.01.2006 to 31.12.2015		9300-34800				
Corresponding level w.e.f. 01.01.2016		Level-7				
Basic Pay From 01.01.1986 to 31.12.95	Basic Pay From 01.01.1996 to 09.10.97	Basic Pay From 10.10.1997 to 31.12.2005	Basic Pay From 01.01.2006 to 31.12.2015	Pay range during 01.01.2006 to 31.12.2015		Notional Pay as on 01.01.2016
				Minimum	Maximum	
1980	6495	6750	17160		17470	44900
2030	6495	6750	17160		17470	44900
2080	6495	6750	17160		17470	44900
2130	6670	6750	17160		17470	44900
2180	6670	6750	17160		17470	44900
2230	6845	6940	17510	17480	17970	46200
2280	7020	7130	17870	17480	17970	46200
2340	7195	7320	18220	17980	18520	47600
2400	7370	7510	18570	18530	19060	49000
2460	7545	7700	18930	18530	19060	49000
2520	7720	7890	19280	19070	19640	50500
2580	7895	8080	19630	19070	19640	50500
2655	8070	8080	19630	19070	19640	50500
2730	8245	8270	19990	19650	20230	52000
	8420	8460	20340	20240	20850	53600
2805	8595	8650	20690	20240	20850	53600
2880	8770	8840	21050	20860	21470	55200
2955	8945	9030	21400	20860	21470	55200
		9220	21750	21480	22140	56900
		9410	22110	21480	22140	56900
		9600	22460	22150	22800	58600
		9790	22810	22810	23500	60400
				23510	24200	62200
				24210	24940	64100
				24950	25680	66000
				25690	26450	68000
				26460	27230	70000
				27240	28050	72100
				28060	28910	74300
				28920	29760	76500
				29770	30660	78800
				30670	31590	81200
				31600	32520	83600
				32530	33500	86100
				33510	34510	88700

Singh

Sr.Accounts Officer



Table-24						
Concordance Table for Pensioner who retired in WO-II/ Y Pay Scales						
From 01.01.1986 to 31.12.1995		1870-50-2320-60-2620-75-2770				
From 01.01.1996 to 9.10.1997		6170-175-8970				
From 10.10.1997 to 31.12.2005		6600-170-9320				
From 01.01.2006 to 31.12.2015		9300-34800				
Corresponding level w.e.f. 01.01.2016		Level-7				
Basic Pay From 01.01.1986 to 31.12.95	Basic Pay From 01.01.1996 to 09.10.97	Basic Pay From 10.10.1997 to 31.12.2005	Basic Pay From 01.01.2006 to 31.12.2015	Pay range during 01.01.2006 to 31.12.2015		Notional Pay as on 01.01.2016
				Minimum	Maximum	
1870	6170	6600	16880		17470	44900
1920	6170	6600	16880		17470	44900
1970	6170	6600	16880		17470	44900
2020	6345	6600	16880		17470	44900
2070	6345	6600	16880		17470	44900
2120	6520	6600	16880		17470	44900
2170	6695	6770	17200		17470	44900
2220	6870	6940	17510	17480	17970	46200
2270	6870	6940	17510	17480	17970	46200
2320	7045	7110	17830	17480	17970	46200
2380	7220	7280	18150	17980	18520	47600
2440	7395	7450	18460	17980	18520	47600
2500	7570	7620	18780	18530	19060	49000
2560	7745	7790	19090	19070	19640	50500
2620	7920	7960	19410	19070	19640	50500
	8095	8130	19730	19650	20230	52000
2695	8270	8300	20040	19650	20230	52000
2770	8445	8470	20360	20240	20850	53600
		8640	20680	20240	20850	53600
		8810	20990	20860	21470	55200
		8980	21310	20860	21470	55200
		9150	21620	21480	22140	56900
		9320	21940	21480	22140	56900
				22150	22800	58600
				22810	23500	60400
				23510	24200	62200
				24210	24940	64100
				24950	25680	66000
				25690	26450	68000
				26460	27230	70000
				27240	28050	72100
				28060	28910	74300
				28920	29760	76500
				29770	30660	78800
				30670	31590	81200
				31600	32520	83600
				32530	33500	86100
				33510	34510	88700

Singh
Sr. Accounts Officer



Table-25							
Concordance Table for Pensioner who retired in WO-III/ Y Pay Scales							
From 01.01.1986 to 31.12.1995				1700-50-2300-60-2540			
From 01.01.1996 to 9.10.1997				5620-155-8100			
From 10.10.1997 to 31.12.2005				6600-170-9320			
From 01.01.2006 to 31.12.2015				9300-34800			
Corresponding level w.e.f. 01.01.2016				Level-7			
Basic Pay From 01.01.1986 to 31.12.95	Basic Pay From 01.01.1996 to 09.10.97	Basic Pay From 10.10.1997 to 31.12.2005	Basic Pay From 01.01.2006 to 31.12.2015	Pay range during 01.01.2006 to 31.12.2015		Notional Pay as on 01.01.2016	
				Minimum	Maximum		
1700	5620	6600	16880		17470	44900	
1750	5620	6600	16880		17470	44900	
1800	5620	6600	16880		17470	44900	
1850	5775	6600	16880		17470	44900	
1900	5775	6600	16880		17470	44900	
1950	5930	6600	16880		17470	44900	
2000	6085	6600	16880		17470	44900	
2050	6240	6600	16880		17470	44900	
2100	6395	6600	16880		17470	44900	
2150	6550	6600	16880		17470	44900	
2200	6705	6770	17200		17470	44900	
2250	6860	6940	17510	17480	17970	46200	
2300	7015	7110	17830	17480	17970	46200	
2360	7170	7280	18150	17980	18520	47600	
2420	7325	7450	18460	17980	18520	47600	
—	7480	7620	18780	18530	19060	49000	
2480	7635	7790	19090	19070	19640	50500	
2540	7790	7790	19090	19070	19640	50500	
		7960	19410	19070	19640	50500	
		8130	19730	19650	20230	52000	
		8300	20040	19650	20230	52000	
		8470	20360	20240	20850	53600	
		8640	20680	20240	20850	53600	
		8810	20990	20860	21470	55200	
		8980	21310	20860	21470	55200	
		9150	21620	21480	22140	56900	
		9320	21940	21480	22140	56900	
				22150	22800	58600	
				22810	23500	60400	
				23510	24200	62200	
				24210	24940	64100	
				24950	25680	66000	
				25690	26450	68000	
				26460	27230	70000	
				27240	28050	72100	
				28060	28910	74300	
				28920	29760	76500	
				29770	30660	78800	
				30670	31590	81200	
				31600	32520	83600	
				32530	33500	86100	
				33510	34510	88700	

Singh
Sr.Accounts Officer



Table-26						
Concordance Table for Pensioner who retired in WO-IV/ Y Pay Scales						
From 01.01.1986 to 31.12.1995			1700-50-2300-60-2540			
From 01.01.1996 to 9.10.1997			5620-155-8100			
From 10.10.1997 to 31.12.2005			6600-170-9320			
From 01.01.2006 to 31.12.2015			9300-34800			
Corresponding level w.e.f. 01.01.2016			Level-7			
Basic Pay From 01.01.1986 to 31.12.95	Basic Pay From 01.01.1996 to 09.10.97	Basic Pay From 10.10.1997 to 31.12.2005	Basic Pay From 01.01.2006 to 31.12.2015	Pay range during 01.01.2006 to 31.12.2015		Notional Pay as on 01.01.2016
				Minimum	Maximum	
1700	5620	6600	16880		17470	44900
1750	5620	6600	16880		17470	44900
1800	5620	6600	16880		17470	44900
1850	5775	6600	16880		17470	44900
1900	5775	6600	16880		17470	44900
1950	5930	6600	16880		17470	44900
2000	6085	6600	16880		17470	44900
2050	6240	6600	16880		17470	44900
2100	6395	6600	16880		17470	44900
2150	6550	6600	16880		17470	44900
2200	6705	6770	17200		17470	44900
2250	6860	6940	17510	17480	17970	46200
2300	7015	7110	17830	17480	17970	46200
2360	7170	7280	18150	17980	18520	47600
2420	7325	7450	18460	17980	18520	47600
	7480	7620	18780	18530	19060	49000
2480	7635	7790	19090	19070	19640	50500
2540	7790	7790	19090	19070	19640	50500
		7960	19410	19070	19640	50500
		8130	19730	19650	20230	52000
		8300	20040	19650	20230	52000
		8470	20360	20240	20850	53600
		8640	20680	20240	20850	53600
		8810	20990	20860	21470	55200
		8980	21310	20860	21470	55200
		9150	21620	21480	22140	56900
		9320	21940	21480	22140	56900
				22150	22800	58600
				22810	23500	60400
				23510	24200	62200
				24210	24940	64100
				24950	25680	66000
				25690	26450	68000
				26460	27230	70000
				27240	28050	72100
				28060	28910	74300
				28920	29760	76500
				29770	30660	78800
				30670	31590	81200
				31600	32520	83600
				32530	33500	86100
				33510	34510	88700




Eranga
Sr.Accounts Officer

Table-27						
Concordance Table for Pensioner who retired in WO-IV(Mus)/ Z Pay Scales						
From 01.01.1986 to 31.12.1995				1700-50-2300-60-2540		
From 01.01.1996 to 9.10.1997				5620-155-8100		
From 10.10.1997 to 31.12.2005				6170-155-8650		
From 01.01.2006 to 31.12.2015				9300-34800		
Corresponding level w.e.f. 01.01.2016				Level-7		
Basic Pay From 01.01.1986 to 31.12.95	Basic Pay From 01.01.1996 to 09.10.97	Basic Pay From 10.10.1997 to 31.12.2005	Basic Pay From 01.01.2006 to 31.12.2015	Pay range during 01.01.2006 to 31.12.2015		Notional Pay as on 01.01.2016
				Minimum	Maximum	
1700	5620	6170	16880		17470	44900
1750	5620	6170	16880		17470	44900
1800	5620	6170	16880		17470	44900
1850	5775	6170	16880		17470	44900
1900	5775	6170	16880		17470	44900
1950	5930	6170	16880		17470	44900
2000	6085	6170	16880		17470	44900
2050	6240	6325	16880		17470	44900
2100	6395	6480	16880		17470	44900
2150	6550	6635	17200		17470	44900
2200	6705	6790	17510	17480	17970	46200
2250	6860	6945	17830	17480	17970	46200
2300	7015	7100	17830	17480	18520	47600
2360	7170	7255	18150	17980	18520	47600
2420	7325	7410	18460	17980	18520	47600
	7480	7565	18780	18530	19060	49000
2480	7635	7720	19090	19070	19640	50500
2540	7790	7875	19410	19070	19640	50500
		8030	19730	19650	20230	52000
		8185	20040	19650	20230	52000
		8340	20360	20240	20850	53600
		8495	20670	20240	20850	53600
		8650	20990	20860	21470	55200
			21310	20860	21470	55200
			21620	21480	22140	56900
			21940	21480	22140	56900
				22150	22800	58600
				22810	23500	60400
				23510	24200	62200
				24210	24940	64100
				24950	25680	66000
				25690	26450	68000
				26460	27230	70000
				27240	28050	72100
				28060	28910	74300
				28920	29760	76500
				29770	30660	78800
				30670	31590	81200
				31600	32520	83600
				32530	33500	86100
				33510	34510	88700



Smt. P. S.
Sr. Accounts Officer

Table-28						
Concordance Table for Pensioner who retired in MWO-I/ X Pay Scales						
From 01.01.1986 to 31.12.1995				2250-60-2490-75-3240		
From 01.01.1996 to 9.10.1997				7400-200-10200		
From 10.10.1997 to 31.12.2005				7400-200-10200		
From 01.01.2006 to 31.12.2015				9300-34800		
Corresponding level w.e.f. 01.01.2016				Level-8		
Basic Pay From 01.01.1986 to 31.12.95	Basic Pay From 01.01.1996 to 09.10.97	Basic Pay From 10.10.1997 to 31.12.2005	Basic Pay From 01.01.2006 to 31.12.2015	Pay range during 01.01.2006 to 31.12.2015		Notional Pay as on 01.01.2016
				Minimum	Maximum	
					18520	47600
2250	7400	7400	18570	18530	19060	49000
2310	7400	7400	18570	18530	19060	49000
2370	7400	7400	18570	18530	19060	49000
2430	7600	7600	18940	18530	19060	49000
2490	7600	7600	18940	18530	19060	49000
2565	7800	7800	19310	19070	19640	50500
2640	8000	8000	19680	19650	20230	52000
2715	8200	8200	20060	19650	20230	52000
	8400	8400	20430	20240	20850	53600
2790	8600	8600	20800	20240	20850	53600
2865	8800	8800	21170	20860	21470	55200
2940	9000	9000	21540	21480	22140	56900
3015	9200	9200	21920	21480	22140	56900
3090	9400	9400	22290	22150	22800	58600
3165	9600	9600	22660	22150	22800	58600
3240	9800	9800	23030	22810	23500	60400
		10000	23400	22810	23500	60400
		10200	23780	23510	24200	62200
				24210	24940	64100
				24950	25680	66000
				25690	26450	68000
				26460	27230	70000
				27240	28050	72100
				28060	28910	74300
				28920	29760	76500
				29770	30660	78800
				30670	31590	81200
				31600	32520	83600
				32530	33500	86100
				33510	34510	88700
				34520	35560	91400
				35570	36610	94100



[Signature]
Sr.Accounts Officer

Table-29						
Concordance Table for Pensioner who retired in MWO-II/ Y Pay Scales						
From 01.01.1986 to 31.12.1995		2050-60-2530-75-2980				
From 01.01.1996 to 9.10.1997		6750-200-9550				
From 10.10.1997 to 31.12.2005		6750-200-9550				
From 01.01.2006 to 31.12.2015		9300-34800				
Corresponding level w.e.f. 01.01.2016		Level-8				
Basic Pay From 01.01.1986 to 31.12.95	Basic Pay From 01.01.1996 to 09.10.97	Basic Pay From 10.10.1997 to 31.12.2005	Basic Pay From 01.01.2006 to 31.12.2015	Pay range during 01.01.2006 to 31.12.2015		Notional Pay as on 01.01.2016
				Minimum	Maximum	
2050	6750	6750	17360		18520	47600
2110	6750	6750	17360		18520	47600
2170	6750	6750	17360		18520	47600
2230	6950	6950	17730		18520	47600
2290	6950	6950	17730		18520	47600
2350	7150	7150	18100		18520	47600
2410	7350	7350	18480		18520	47600
2470	7550	7550	18850	18530	19060	49000
2530	7750	7750	19220	19070	19640	50500
2605	7950	7950	19590	19070	19640	50500
2680	8150	8150	19960	19650	20230	52000
2755	8350	8350	20340	20240	20850	53600
2830	8550	8550	20710	20240	20850	53600
0	0	8750	21080	20860	21470	55200
2905	8950	8950	21450	20860	21470	55200
2980	9150	9150	21820	21480	22140	56900
		9350	22200	22150	22800	58600
		9550	22570	22150	22800	58600
				22810	23500	60400
				23510	24200	62200
				24210	24940	64100
				24950	25680	66000
				25690	26450	68000
				26460	27230	70000
				27240	28050	72100
				28060	28910	74300
				28920	29760	76500
				29770	30660	78800
				30670	31590	81200
				31600	32520	83600
				32530	33500	86100
				33510	34510	88700
				34520	35560	91400
				35570	36610	94100



Sr. Accounts Officer

Table-30						
Concordance Table for Pensioner who retired in MWO-III/Y Pay Scales						
From 01.01.1986 to 31.12.1995				2000-60-2540-75-2915		
From 01.01.1996 to 9.10.1997				6600-200-9400		
From 10.10.1997 to 31.12.2005				6750-200-9550		
From 01.01.2006 to 31.12.2015				9300-34800		
Corresponding level w.e.f. 01.01.2016				Level-8		
Basic Pay From 01.01.1986 to 31.12.95	Basic Pay From 01.01.1996 to 09.10.97	Basic Pay From 10.10.1997 to 31.12.2005	Basic Pay From 01.01.2006 to 31.12.2015	Pay range during 01.01.2006 to 31.12.2015		Notional Pay as on 01.01.2016
				Minimum	Maximum	
2000	6600	6750	17360		18520	47600
2060	6600	6750	17360		18520	47600
2120	6600	6750	17360		18520	47600
2180	6800	6950	17730		18520	47600
2240	6800	6950	17730		18520	47600
2300	7000	7150	18100		18520	47600
2360	7200	7350	18480		18520	47600
2420	7400	7550	18850	18530	19060	49000
2480	7600	7750	19220	19070	19640	50500
2540	7800	7950	19590	19070	19640	50500
2615	8000	8150	19960	19650	20230	52000
2690	8200	8350	20340	20240	20850	53600
2765	8400	8550	20710	20240	20850	53600
2840	8600	8750	21080	20860	21470	55200
2915	8800	8950	21450	20860	21470	55200
		9150	21820	21480	22140	56900
		9350	22200	22150	22800	58600
		9550	22570	22150	22800	58600
				22810	23500	60400
				23510	24200	62200
				24210	24940	64100
				24950	25680	66000
				25690	26450	68000
				26460	27230	70000
				27240	28050	72100
				28060	28910	74300
				28920	29760	76500
				29770	30660	78800
				30670	31590	81200
				31600	32520	83600
				32530	33500	86100
				33510	34510	88700
				34520	35560	91400
				35570	36610	94100

[Signature]
Sr. Accounts Officer



Table-31						
Concordance Table for Pensioner who retired in MWO-IV/ Y Pay Scales						
From 01.01.1986 to 31.12.1995		2000-60-2540-75-2915				
From 01.01.1996 to 9.10.1997		6600-200-9400				
From 10.10.1997 to 31.12.2005		6750-200-9550				
From 01.01.2006 to 31.12.2015		9300-34800				
Corresponding level w.e.f. 01.01.2016		Level-8				
Basic Pay From 01.01.1986 to 31.12.95	Basic Pay From 01.01.1996 to 09.10.97	Basic Pay From 10.10.1997 to 31.12.2005	Basic Pay From 01.01.2006 to 31.12.2015	Pay range during 01.01.2006 to 31.12.2015		Notional Pay as on 01.01.2016
				Minimum	Maximum	
2000	6600	6750	17360		18520	47600
2060	6600	6750	17360		18520	47600
2120	6600	6750	17360		18520	47600
2180	6800	6950	17730		18520	47600
2240	6800	6950	17730		18520	47600
2300	7000	7150	18100		18520	47600
2360	7200	7350	18480		18520	47600
2420	7400	7550	18850	18530	19060	49000
2480	7600	7750	19220	19070	19640	50500
2540	7800	7950	19590	19070	19640	50500
2615	8000	8150	19960	19650	20230	52000
2690	8200	8350	20340	20240	20850	53600
2765	8400	8550	20710	20240	20850	53600
2840	8600	8750	21080	20860	21470	55200
2915	8800	8950	21450	20860	21470	55200
		9150	21820	21480	22140	56900
		9350	22200	22150	22800	58600
		9550	22570	22150	22800	58600
				22810	23500	60400
				23510	24200	62200
				24210	24940	64100
				24950	25680	66000
				25690	26450	68000
				26460	27230	70000
				27240	28050	72100
				28060	28910	74300
				28920	29760	76500
				29770	30660	78800
				30670	31590	81200
				31600	32520	83600
				32530	33500	86100
				33510	34510	88700
				34520	35560	91400
				35570	36610	94100

Singh
Sr.Accounts Officer




Table-32						
Concordance Table for Pensioner who retired in MWO-IV(Mus)/ Z Pay Scales						
From 01.01.1986 to 31.12.1995		2000-60-2540-75-2915				
From 01.01.1996 to 9.10.1997		6600-200-9400				
From 10.10.1997 to 31.12.2005		6600-200-9400				
From 01.01.2006 to 31.12.2015		9300-34800				
Corresponding level w.e.f. 01.01.2016		Level-8				
Basic Pay From 01.01.1986 to 31.12.95	Basic Pay From 01.01.1996 to 09.10.97	Basic Pay From 10.10.1997 to 31.12.2005	Basic Pay From 01.01.2006 to 31.12.2015	Pay range during 01.01.2006 to 31.12.2015		Notional Pay as on 01.01.2016
				Minimum	Maximum	
2000	6600	6600	17360		18520	47600
2060	6600	6600	17360		18520	47600
2120	6600	6600	17360		18520	47600
2180	6800	6800	17730		18520	47600
2240	6800	6800	17730		18520	47600
2300	7000	7000	18100		18520	47600
2360	7200	7200	18480		18520	47600
2420	7400	7400	18850	18530	19060	49000
2480	7600	7600	19220	19070	19640	50500
2540	7800	7800	19590	19070	19640	50500
2615	8000	8000	19960	19650	20230	52000
2690	8200	8200	20340	20240	20850	53600
2765	8400	8400	20710	20240	20850	53600
2840	8600	8600	21080	20860	21470	55200
2915	8800	8800	21450	20860	21470	55200
		9000	21820	21480	22140	56900
		9200	22200	22150	22800	58600
		9400	22570	22150	22800	58600
				22810	23500	60400
				23510	24200	62200
				24210	24940	64100
				24950	25680	66000
				25690	26450	68000
				26460	27230	70000
				27240	28050	72100
				28060	28910	74300
				28920	29760	76500
				29770	30660	78800
				30670	31590	81200
				31600	32520	83600
				32530	33500	86100
				33510	34510	88700
				34520	35560	91400
				35570	36610	94100



Tingh
Sr. Accounts Officer

Table-33

37

Concordance Table for Pensioner who retired in HFO Pay Scales

From 01.01.1986 to 31.12.1995				3300		
From 01.01.1996 to 9.10.1997				10500		
From 10.10.1997 to 31.12.2005				10500		
From 01.01.2006 to 31.12.2015				15600-39100		
Corresponding level w.e.f. 01.01.2016				Level-10		
Basic Pay From 01.01.1986 to 31.12.95	Basic Pay From 01.01.1996 to 09.10.97	Basic Pay From 10.10.1997 to 31.12.2005	Basic Pay From 01.01.2006 to 31.12.2015	Pay range during 01.01.2006 to 31.12.2015		Notional Pay as on 01.01.2016
				Minimum	Maximum	
					21820	56100
				21830	22490	57800
				22500	23150	59500
				23160	23850	61300
				23860	24550	63100
3300	10500	10500	24930	24560	25290	65000
				25300	26070	67000
				26080	26840	69000
				26850	27660	71100
				27670	28480	73200
				28490	29330	75400
				29340	30230	77700
				30240	31120	80000
				31130	32060	82400
				32070	33030	84900
				33040	34000	87400
				34010	35010	90000
				35020	36070	92700
				36080	37150	95500
				37160	38280	98400
				38290	39450	101400
				39460	40620	104400
				40630	41820	107500
				41830	43070	110700

[Signature]
Sr.Accounts Officer




Table-34

Concordance Table for Pensioner who retired in HFL Pay Scales						
From 01.01.1986 to 31.12.1995						3400
From 01.01.1996 to 9.10.1997						10850
From 10.10.1997 to 31.12.2005						10850
From 01.01.2006 to 31.12.2015						15600-39100
Corresponding level w.e.f. 01.01.2016				Level-10B		
Basic Pay From 01.01.1986 to 31.12.95	Basic Pay From 01.01.1996 to 09.10.97	Basic Pay From 10.10.1997 to 31.12.2005	Basic Pay From 01.01.2006 to 31.12.2015	Pay range during 01.01.2006 to 31.12.2015		Notional Pay as on 01.01.2016
				Minimum	Maximum	
					23850	61300
				23860	24550	63100
				24560	25290	65000
				25300	26070	67000
3400	10850	10850	26290	26080	26840	69000
				26850	27660	71100
				27670	28480	73200
				28490	29330	75400
				29340	30230	77700
				30240	31120	80000
				31130	32060	82400
				32070	33030	84900
				33040	34000	87400
				34010	35010	90000
				35020	36070	92700
				36080	37150	95500
				37160	38280	98400
				38290	39450	101400
				39460	40620	104400
				40630	41820	107500
				41830	43070	110700
				43080	44350	114000
				44360	45680	117400
				45690	47040	120900

Singh
Sr. Accounts Officer



Hony Lt	
Pay on 01.01.1986	3300
Pay on 01.01.1996	10500
Pay Structure on 01.01.2006	15600-39100
Pay Level on 01.01.2016	Level 10

Pay on 01.01.86	Pay fixed on 01.01.1996	Pay fixed on 01.01.2006		Pay Range for pensioners retired during 01.01.2006 to 31.12.2015		Notional Pay as on 01.01.2016
		Band Pay	Grade Pay	Min	Max	
					21820	56100
				21830	22490	57800
				22500	23150	59500
				23160	23850	61300
				23860	24550	63100
3300	10500	19530	5400	24560	25290	65000
				25300	26070	67000
				26080	26840	69000
				26850	27660	71100
				27670	28480	73200
				28490	29330	75400
				29340	30230	77700
				30240	31120	80000
				31130	32060	82400
				32070	33030	84900
				33040	34000	87400
				34010	35010	90000
				35020	36070	92700
				36080	37150	95500
				37160	38280	98400
				38290	39450	101400
				39460	40620	104400
				40630	41820	107500
				41830	43070	110700

G

AAO

प्रदीप कुमार यादव / Pradeep Kumar Yadav
स. ले. अ. (ले.प. 1) / AAO (AT-1)

Daleep Sabni

Sr AAO

दिलीप कुमार साबनी / Daleep Sabni
वरिष्ठ लेखा अधिकारी / Sr. Accounts Officer



Hony Capt	
Pay on 01.01.1986	3400
Pay on 01.01.1996	10850
Pay Structure on 01.01.2006	15600-39100
Pay Level on 01.01.2016	Level 10B

Pay on 01.01.86	Pay fixed on 01.01.1996	Pay fixed on 01.01.2006		Pay Range for pensioners retired during 01.01.2006 to		Notional Pay as on 01.01.2016
		Band Pay	Grade Pay	Min	Max	
					23850	61300
				23860	24550	63100
				24560	25290	65000
				25300	26070	67000
3400	10850	20190	6100	26080	26840	69000
				26850	27660	71100
				27670	28480	73200
				28490	29330	75400
				29340	30230	77700
				30240	31120	80000
				31130	32060	82400
				32070	33030	84900
				33040	34000	87400
				34010	35010	90000
				35020	36070	92700
				36080	37150	95500
				37160	38280	98400
				38290	39450	101400
				39460	40620	104400
				40630	41820	107500
				41830	43070	110700
				43080	44350	114000
				44360	45680	117400
				45690	47040	120900

U
AAO

प्रदीप कुमार यादव / Pradeep Kumar Yadav
स. ले. अ. (ले.प. 1) / AAO (AT-I)

Daleep Kumar Sabni
Sr. A.O.

दिलीप कुमार साबनी / Daleep Kumar Sabni
वरिष्ठ लेखा अधिकारी / Sr. Accounts Officer



Point-wise explanation of transition of Pay in concordance table.

1. This concordance table comprises of transition of pay pertaining to Sailors from 3rd CPC to 7th CPC. (Seven groups – X,Y,Z, Flight Engineers, Flight Signalers/Flight Gunners, Y Group (S/M, IMSF, Aviation, MA Part II), Z Group (S/M, IMSF).
2. As per Rule 11 of Special Navy Instructions No.1/S/86 "a sailor who has been drawing the maximum of his existing scale for more than one year as on 1st January 1986 shall be allowed the next increment in the revised scale with effect from 1st January 1986." The row starts with Max refer to the same condition.
3. SI stands for Stagnation increment. Those who reached Maximum of scale for more than two years are getting benefit of stagnation increment.
4. In calculation of increment for X-Group sailors in 6th CPC, X-pay may please be added to Basic and Grade Pay .X-Pay for sailors was 1400 during 6th CPC.
5. 6th and 7th CPC doesn't contain any provision regarding Max of Scale and Stagnation increment. Hence not considered.
6. On trade rationalization during the currency of 5th CPC, the personnel in the erstwhile "Spl. Group" drawing higher pay scales were transitioned to their respective pay groups as per their entry level qualification w.e.f 10 oct, 1997 in the lower pay scales with basic pay protection.

Formulae for Fixation of Pay from 3rd CPC to 4th CPC.

If 20% x of B.P (3rd CPC) Value is less than 75 then
 B.P. + D.A. + A.D.A + ad hoc DA + IR -1 & IR-2 +75 = 4th CPC BP

Otherwise,

B.P. + D.A. + A.D.A + ad hoc DA + IR -1 & IR-2 + + 20% of B.P. = 4th CPC BP

Formulae for Fixation of Pay from 4th CPC to 5th CPC.

$2.98 \times (4^{\text{th}} \text{ CPC B.P.}) + 100 = 5^{\text{th}} \text{ CPC BP}$

Formulae for Fixation of Pay from 5th CPC to 5th CPC (10-10-1997).

As per change of Scale if occur.

Formulae for Fixation of Pay from 5th CPC to 6th CPC.

- a. As per Appendix G to S NI 01/S/2008
- b. For X Group personnel add X Group Pay.

Formulae for Fixation of Pay from 6th CPC to 7th CPC.

As per Pay Matrix of 7th CPC

Signature
AAO

Signature
JAC



X Group - Notifiers

Concordance Table : Chief Petty Officer(A crp) (3/4 CPC) - X Grp (5/6/7 CPC)

42

Scale of Pay in the Pay band & Grade Pay at the time of Retirement :-

From 01 Jan 1973 to 31 Dec 1985	(3rd CPC) : 565-15-640	AI Calculated on BP+GP+XPay
From 01 Jan 1986 to 31 Dec 1995	(4th CPC) : 1880-40-2080-50-2730	
From 01 Jan 1996 to 09 Oct 1997	(5th CPC) : 6000-125-8250	
From 10 Oct 1997 to 31 Dec 2005	(5th CPC) : 6000-125-8250	
From 01 Jan 2006 to 31 Dec 2015	(6th CPC) : 9300-34800 + 4200 GP +1400 XPay	
Pay Level from 01 Jan 2016	(7th CPC) : Pay Matrix Level - 6	

Table - I

Basic Pay from 01/01/73 to 31/12/85	Basic Pay from 01/01/86 to 31/12/95	Basic Pay from 01/01/96 to 09/10/97	Basic Pay from 10/11/97 to 31/12/05	BPay + GPay from 01/01/06 to 31/12/15	VI CPC RANGE BPay + GPay From - To	Notional Pay as on 01/01/2016
					13500-13770	35400
					13780-14200	36500
					14210-14630	37600
					14640-15050	38700
565	1880	6000	6000	15360	15060-15520	39900
580	1880	6000	6000	15360	15060-15520	39900
595	1880	6000	6000	15360	15060-15520	39900
610	1880	6000	6000	15360	15060-15520	39900
625	1880	6000	6000	15360	15060-15520	39900
640	1920	6000	6000	15360	15060-15520	39900
Max 640	1960	6000	6000	15360	15060-15520	39900
SI-1 655	2000	6125	6125	15600	15530-15990	41100
SI-2 670	2040	6250	6250	15830	15530-15990	41100
SI-3 685	2080	6375	6375	16060	16000-16450	42300
0	2130	6500	6500	16290	16000-16450	42300
0	2180	6625	6625	16530	16460-16960	43600
0	2230	6750	6750	16760	16460-16960	43600
0	0	6875	6875	16990	16970-17470	44900
0	2280	7000	7000	17220	16970-17470	44900
0	2330	7125	7125	17460	16970-17470	44900
0	2380	7250	7250	17690	17480-17970	46200
0	2430	7375	7375	17920	17480-17970	46200
0	2480	7500	7500	18150	17980-18520	47600
0	0	7625	7625	18390	17980-18520	47600
0	2530	7750	7750	18620	18530-19060	49000
0	2580	7875	7875	18850	18530-19060	49000
0	2630	8000	8000	19080	19070-19640	50500
0	2680	8125	8125	19320	19070-19640	50500
0	2730	8250	8250	19550	19070-19640	50500
0	Max 2730	8250	8250	19550	19070-19640	50500
0	SI-1 2780	8250	8250	19550	19070-19640	50500
0	SI-2 2830	8250	8250	19550	19070-19640	50500
0	SI-3 2880	8250	8250	19550	19070-19640	50500
0	0	0	Max 8250	2080	19650-20230	52000
0	0	0	SI-1 8375	20120	20240-20850	53600



AAJ

SAJ

0	0	0	SI-2 8500	20660	20240-20850	5000
0	0	0	SI-3 8625	20900	20860-21470	55200
					21480-22140	56900
					22150-22800	58600
					22810-23500	60400
					23510-24200	62200
					24210-24940	64100
					24950-25680	66000
					25690-26450	68000
					26460-27230	70000
					27240-28050	72100
					28060-28910	74300
					28920-29760	76500
					29770-30660	78800
					30670-31590	81200
					31600-32520	83600
					32530-33500	86100
					33510-34510	88700
					34520-35560	91400
					35570-36610	94100
					36620-37700	96900
					37710-38830	99800
					38840-39000	102800

Remarks: Classification Allowance, X Group Pay and MSI* as applicable will also be added to Basic Pay for calculation of pension

Max - Drawing max of scale for more than one year
SI - Stagnation Increment



Scale of Pay in the Pay band & Grade Pay at the time of Retirement :-

From 01 Jan 1973 to 31 Dec 1985 (3rd CPC) :	620-20-740	
From 01 Jan 1986 to 31 Dec 1995 (4th CPC) :	1980-50-2280-60-2580-75-2955	
From 01 Jan 1996 to 09 Oct 1997 (5th CPC) :	6495-175-9295	
From 10 Oct 1997 to 31 Dec 2005 (5th CPC) :	6750-190-9790	
From 01 Jan 2006 to 31 Dec 2015 (6th CPC) :	9300-34800 + 4600 GP +1400 XPay	AI Calculated on BP+GP+XPay
Pay Level from 01 Jan 2016 (7th CPC) :	Pay Matrix Level - 7	

Table - 2

Basic Pay from 01/01/76 to 31/12/85	Basic Pay from 01/01/86 to 31/12/95	Basic Pay from 01/01/96 to 09/10/97	Basic Pay from 10/10/97 to 31/12/05	BPay + GPay from 01/01/06 to 31/12/15	VI CPC RANGE BPay + GPay From - To	Notional Pay as on 01/01/2016
620	1980	6495	6750	17160	13900-17470	44900
640	1980	6495	6750	17160	13900-17470	44900
660	1980	6495	6750	17160	13900-17470	44900
680	1980	6495	6750	17160	13900-17470	44900
0	2030	6495	6750	17160	13900-17470	44900
700	2080	6495	6750	17160	13900-17470	44900
720	2130	6495	6750	17160	13900-17470	44900
740	2180	6670	6750	17160	13900-17470	44900
Max 740	2230	6845	6940	17510	17480-17970	46200
SI-1 760	2280	7020	7130	17370	17480-17970	46200
SI-2 780	2340	7195	7320	18220	17980-18520	47600
SI-3 800	2400	7370	7510	18570	18530-19060	49000
0	2460	7545	7700	18930	18530-19060	49000
0	2520	7720	7890	19180	19070-19640	50500
0	2580	7895	8080	19330	19070-19640	50500
0	2655	8070	8080	19330	19070-19640	50500
0	2730	8245	8270	19390	19650-20230	52000
0	0	0	8460	20140	20240-20850	53600
0	2805	8595	8650	20690	20240-20850	53600
0	2880	8770	8840	21050	20860-21470	55200
0	2955	8945	9030	21400	20860-21470	55200
0	Max 2955	9120	9220	21750	21480-22140	56900
0	SI-1 3030	9295	9410	22110	21480-22140	56900
0	SI-2 3105	9295	9410	22110	21480-22140	56900
0	SI-3 3180	9295	9410	22110	21480-22140	56900
0	0	0	9600	22160	22150-22800	58600
0	0	0	9790	22310	22810-23500	60400
0	0	0	Max 9790	23340	23510-24200	62200
0	0	0	SI-1 9980	23310	23510-24200	62200
0	0	0	SI-2 10170	24370	24210-24940	64100
0	0	0	SI-3 10360	24330	24210-24940	64100
					24950-25680	66000
					25690-26450	68000
					26460-27230	70000
					27240-28050	72100



Anshu
AA

[Signature]
SA

					28060-28910	7000
					28920-29760	76500
					29770-30660	78800
					30670-31590	81200
					31600-32520	83600
					32530-33500	86100
					33510-34510	88700
					34520-35560	91400
					35570-36610	94100
					36620-37700	96900
					37710-38830	99800
					38840-39400	102800

Remarks: Classification Allowance, X Group Pay and MSP as applicable will also be added to Basic Pay for calculation of pension

Max - Drawing max of scale for more than one year
SI - Stagnation Increment



Scale of Pay in the Pay band & Grade Pay at the time of Retirement :-

From 01 Jan 1973 to 31 Dec 1985 (3rd CPC) : 725-25-825	AI Calculated on BP+GP+XPay
From 01 Jan 1986 to 31 Dec 1995 (4th CPC) : 2250-60-2450-75-3240	
From 01 Jan 1996 to 09 Oct 1997 (5th CPC) : 7400-200-10200	
From 10 Oct 1997 to 31 Dec 2005 (5th CPC) : 7400-200-10200	
From 01 Jan 2006 to 31 Dec 2015 (6th CPC) : 9300-34800 + 4300 GP +1400 XPay	
Pay Level from 01 Jan 2016 (7th CPC) : Pay Matrix Level - 8	

Table - 3

Basic Pay from 01/01/73 to 31/12/85	Basic Pay from 01/01/86 to 31/12/95	Basic Pay from 01/01/96 to 09/10/97	Basic Pay from 10/10/97 to 31/12/05	BPay + GPay from 01/01/06 to 31/12/15	VI CPC RANGE BPay + GPay From - To	Notional Pay as on 01/01/2016
					14100-18520	47600
725	2250	7400	7400	18570	18530-19060	49000
750	2250	7400	7400	18570	18530-19060	49000
775	2250	7400	7400	18570	18530-19060	49000
0	2310	7400	7400	18570	18530-19060	49000
800	2370	7400	7400	18570	18530-19060	49000
825	2430	7400	7400	18570	18530-19060	49000
Max 825	2490	7600	7600	18940	18530-19060	49000
SI-1 850	2565	7800	7800	19310	19070-19640	50500
SI-2 875	2640	8000	8000	19680	19650-20230	52000
SI-3 900	2715	8200	8200	20060	19650-20230	52000
0	0	0	8400	20430	20240-20850	53600
0	2790	8600	8600	20800	20240-20850	53600
0	2865	8800	8800	21170	20860-21470	55200
0	2940	9000	9000	21540	21480-22140	56900
0	3015	9200	9200	21920	21480-22140	56900
0	3090	9400	9400	22290	22150-22800	58600
0	3165	9600	9600	22660	22150-22800	58600
0	3240	9800	9800	23030	22810-23500	60400
0	Max 3240	10000	10000	23400	22810-23500	60400
0	SI-1 3315	10200	10200	23780	23510-24200	62200
0	SI-2 3390	10200	10200	23780	23510-24200	62200
0	SI-3 3465	10200	10200	23780	23510-24200	62200
0	0	0	Max 10400	24140	24210-24940	64100
0	0	0	SI-1 10400	24120	24210-24940	64100
0	0	0	SI-2 10600	25100	24950-25680	66000
0	0	0	SI-3 10800	25480	24950-25680	66000
					25690-26450	68000
					26460-27230	70000
					27240-28050	72100
					28060-28910	74300
					28920-29760	76500
					29770-30660	78800
					30670-31590	81200
					31600-32520	83600



Anshu
ASD

[Signature]
SAO

47

					32530-33500	8000
					33510-34510	88700
					34520-35560	91400
					35570-36610	94100
					36620-37700	96900
					37710-38830	99800
					38840-39600	102800

Remarks: Classification Allowance, X Group Pay and MSP as applicable will also be added to Basic Pay for calculation of pension

Max - Drawing max of scale for more than one year
SI - Stagnation Increment



Scale of Pay in the Pay band & Grade Pay at the time of Retirement :-

From 01 Jan 1973 to 31 Dec 1985 (3rd CPC) : 240-6-246	AI Calculated on BP+GP+XPay
From 01 Jan 1986 to 31 Dec 1995 (4th CPC) : 1000-20-1020	
From 01 Jan 1996 to 09 Oct 1997 (5th CPC) : 3200-60-3260	
From 10 Oct 1997 to 31 Dec 2005 (5th CPC) : 4150-70-4360	
From 01 Jan 2006 to 31 Dec 2015 (6th CPC) : 5200-20200 + 2400 GP +1400 XPay	
Pay Level from 01 Jan 2016 (7th CPC) : Pay Matrix Level - 4	

Table - 4

Basic Pay from 01/01/73 to 31/12/85	Basic Pay from 01/01/86 to 31/12/95	Basic Pay from 01/01/96 to 09/10/97	Basic Pay from 10/10/97 to 31/12/05	BPay + GPay from 01/01/06 to 31/12/15	VI CPC RANGE BPay + GPay From - To	Notional Pay as on 01/01/2016
					7600-9920	25500
240	1000	3200	4.50	10120	9930-10230	26300
246	1000	3200	4.50	10120	9930-10230	26300
Max 246	1020	3200	4.50	10120	9930-10230	26300
SI-1 252	1020	3200	4.50	10120	9930-10230	26300
SI-2 258	1020	3200	4.50	10120	9930-10230	26300
SI-3 264	1020	3200	4.50	10120	9930-10230	26300
0	Max 1020	3260	4.50	10120	9930-10230	26300
0	SI-1 1040	3260	4.50	10120	9930-10230	26300
0	SI-2 1060	3260	4.50	10120	9930-10230	26300
0	SI-3 1080	3260	4.50	10120	9930-10230	26300
0	0	0	4.20	10150	10240-10540	27100
0	0	0	4.90	10180	10240-10540	27100
0	0	0	4.60	10110	10240-10540	27100
0	0	0	Max 4.60	10170	10860-11160	28700
0	0	0	SI-1 4.30	11010	10860-11160	28700
0	0	0	SI-2 4.50	11140	10860-11160	28700
0	0	0	SI-3 4.50	11270	11170-11510	29600
					11520-11860	30500
					11870-12210	31400
					12220-12560	32300
					12570-12950	33300
					12960-13340	34300
					13350-13730	35300
					13740-14160	36400
					14170-14590	37500
					14600-15010	38600
					15020-15480	39800
					15490-15950	41000
					15960-16420	42200
					16430-16920	43500
					16930-17430	44800
					17440-17930	46100
					17940-18480	47500
					18490-19020	48900



Anusha
A-10

S/O

					19030-19610	5100
					19620-20190	51900
					20200-20810	53500
					20820-21430	55100
					21440-22100	56800
					22110-22600	58500

Remarks: Classification Allowance, X Group Pay and MSP as applicable will also be added to Basic Pay for calculation of pension

Max - Drawing max of scale for more than one year
SI - Stagnation Increment



Scale of Pay in the Pay band & Grade Pay at the time of Retirement :-

From 01 Jan 1973 to 31 Dec 1985 (3rd CPC) : 300-8-308	AI Calculated on BP+GP+XPay
From 01 Jan 1986 to 31 Dec 1995 (4th CPC) : 1180-25-1265	
From 01 Jan 1996 to 09 Oct 1997 (5th CPC) : 4150-70-4360	
From 10 Oct 1997 to 31 Dec 2005 (5th CPC) : 4550-100-6350	
From 01 Jan 2006 to 31 Dec 2015 (6th CPC) : 5200-20200 + 2300 GP +1400 XPay	
Pay Level from 01 Jan 2016 (7th CPC) : Pay Matrix Level - 5	

Table-5

Basic Pay from 01/01/73 to 31/12/85	Basic Pay from 01/01/86 to 31/12/95	Basic Pay from 01/01/96 to 09/10/97	Basic Pay from 10/11/97 to 31/12/05	BPay + GPay from 01/01/06 to 31/12/15	VI CPC RANGE BPay + GPay From - To	Notional Pay as on 01/01/2016
300	1180	4150	4550	11270	8000-11360	29200
308	1180	4150	4550	11270	8000-11360	29200
Max 308	1205	4150	4550	11270	8000-11360	29200
SI-1 316	1205	4150	4550	11270	8000-11360	29200
SI-2 324	1205	4150	4550	11270	8000-11360	29200
SI-3 332	1205	4150	4550	11270	8000-11360	29200
0	Max 1205	4220	4550	11270	8000-11360	29200
0	SI-1 1230	4220	4550	11270	8000-11360	29200
0	SI-2 1255	4220	4550	11270	8000-11360	29200
0	SI-3 1280	4220	4550	11270	8000-11360	29200
0	0	0	4650	11450	11370-11710	30100
0	0	0	4750	11640	11370-11710	30100
0	0	0	4850	11830	11720-12060	31000
0	0	0	4950	12010	11720-12060	31000
0	0	0	5050	12200	12070-12410	31900
0	0	0	5150	12380	12070-12410	31900
0	0	0	5250	12570	12420-12800	32900
0	0	0	5350	12760	12420-12800	32900
0	0	0	5450	12940	12810-13190	33900
0	0	0	5550	13130	12810-13190	33900
0	0	0	5650	13310	13200-13570	34900
0	0	0	5750	13500	13200-13570	34900
0	0	0	5850	13690	13580-13960	35900
0	0	0	5950	13870	13580-13960	35900
0	0	0	6050	14060	13970-14390	37000
0	0	0	6150	14240	13970-14390	37000
0	0	0	6250	14430	14400-14820	38100
0	0	0	6350	14620	14400-14820	38100
0	0	0	Max 6350	15000	14830-15250	39200
0	0	0	SI-1 6450	15190	15260-15720	40400
0	0	0	SI-2 6550	15390	15260-15720	40400
0	0	0	SI-3 6650	15570	15260-15720	40400
					15730-16180	41600
					16190-16650	42800
					16660-17150	44100



Signature
A.A.

Signature
S.A.

					17160-17660	4000
					17670-18210	46800
					18220-18750	48200
					18760-19290	49600
					19300-19880	51100
					19890-20460	52600
					20470-21080	54200
					21090-21710	55800
					21720-22370	57500
					22380-23000	59200

57

Remarks: Classification Allowance, X Group pay and MSP as applicable will also be added to Basic Pay for calculation of pension

Max - Drawing max of scale for more than one year
 SI - Stagnation Increment




Scale of Pay in the Pay band & Grade Pay at the time of Retirement :-

From 01 Jan 1973 to 31 Dec 1985 (3rd CPC) :	340-8-356	AI Calculated on BP+GP+XPay
From 01 Jan 1986 to 31 Dec 1995 (4th CPC) :	1300-25-1350	
From 01 Jan 1996 to 09 Oct 1997 (5th CPC) :	4150-70-4360	
From 10 Oct 1997 to 31 Dec 2005 (5th CPC) :	4550-100-6350	
From 01 Jan 2006 to 31 Dec 2015 (6th CPC) :	5200-20200 + 2800 GP +1400 XPay	
Pay Level from 01 Jan 2016 (7th CPC) :	Pay Matrix Level - 5	

Table - 6

Basic Pay from 01/01/76 to 31/12/85	Basic Pay from 01/01/86 to 31/12/95	Basic Pay from 01/01/96 to 09/10/97	Basic Pay from 10/10/97 to 31/12/05	BPay + GPay from 01/01/06 to 31/12/15	VI CPC RANGE BPay + GPay From - To	Notional Pay as on 01/01/2016
340	1300	4150	4550	11270	8000-11360	29200
348	1300	4150	4550	11270	8000-11360	29200
356	1300	4150	4550	11270	8000-11360	29200
Max 356	1325	4150	4550	11270	8000-11360	29200
SI-1 364	1350	4150	4550	11270	8000-11360	29200
SI-2 372	1350	4150	4550	11270	8000-11360	29200
SI-3 380	1350	4150	4550	11270	8000-11360	29200
0	Max 1350	4220	4550	11270	8000-11360	29200
0	SI-1 1375	4290	4550	11270	8000-11360	29200
0	SI-2 1400	4360	4550	11270	8000-11360	29200
0	SI-3 1425	4430	4550	11270	8000-11360	29200
0	0	0	4650	11450	11370-11710	30100
0	0	0	4750	11640	11370-11710	30100
0	0	0	4850	11830	11720-12060	31000
0	0	0	4950	12010	11720-12060	31000
0	0	0	5050	12200	12070-12410	31900
0	0	0	5150	12380	12070-12410	31900
0	0	0	5250	12570	12420-12800	32900
0	0	0	5350	12760	12420-12800	32900
0	0	0	5450	12940	12810-13190	33900
0	0	0	5550	13130	12810-13190	33900
0	0	0	5650	13310	13200-13570	34900
0	0	0	5750	13500	13200-13570	34900
0	0	0	5850	13690	13580-13960	35900
0	0	0	5950	13370	13580-13960	35900
0	0	0	6050	14060	13970-14390	37000
0	0	0	6150	14140	13970-14390	37000
0	0	0	6250	14130	14400-14820	38100
0	0	0	6350	14420	14400-14820	38100
0	0	0	Max 6350	15000	14830-15250	39200
0	0	0	SI-1 6450	15290	15260-15720	40400
0	0	0	SI-2 6550	15490	15260-15720	40400
0	0	0	SI-3 6650	15670	15260-15720	40400
					15730-16180	41600
					16190-16650	42800



Handwritten signature
AAO

Handwritten signature
SAO

53

					16660-17150	4000
					17160-17660	45400
					17670-18210	46800
					18220-18750	48200
					18760-19290	49600
					19300-19880	51100
					19890-20460	52600
					20470-21080	54200
					21090-21710	55800
					21720-22370	57500
					22380-23000	59200

Remarks: Classification Allowance, X-Group Pay and MSP as applicable will also be added to Basic Pay for calculation of pension

Max - Drawing max of scale for more than one year
SI - Stagnation increment




Scale of Pay in the Pay band & Grade Pay at the time of Retirement :-

From 01 Jan 1973 to 31 Dec 1985 (3rd CPC) : 391-10-441	AI Calculated on BP+GP+XPay
From 01 Jan 1986 to 31 Dec 1995 (4th CPC) : 1425-25-1550-40-2070	
From 01 Jan 1996 to 09 Oct 1997 (5th CPC) : 4550-100-6350	
From 10 Oct 1997 to 31 Dec 2005 (5th CPC) : 5120-100-7120	
From 01 Jan 2006 to 31 Dec 2015 (6th CPC) : 9300-34800 + 3400 GP +1400 XPay	
Pay Level from 01 Jan 2016 (7th CPC) : Pay Matrix Level - 5A	

Table-7

Basic Pay from 01/01/76 to 31/12/85	Basic Pay from 01/01/86 to 31/12/95	Basic Pay from 01/01/96 to 09/10/97	Basic Pay from 10/10/97 to 31/12/05	BPay + GPay from 01/01/06 to 31/12/15	VI CPC RANGE BPay + GPay From - To	Notional Pay as on 01/01/2016
391	1425	4550	5120	12930	12700-12950	33300
401	1425	4550	5120	12930	12700-12950	33300
411	1425	4550	5120	12930	12700-12950	33300
421	1425	4550	5120	12930	12700-12950	33300
431	1425	4550	5120	12930	12700-12950	33300
441	1450	4550	5120	12930	12700-12950	33300
Max 441	1475	4550	5120	12930	12700-12950	33300
SI-1 451	1500	4650	5120	12930	12700-12950	33300
SI-2 461	1525	4650	5120	12930	12700-12950	33300
SI-3 471	1550	4750	5120	12930	12700-12950	33300
0	1590	4850	5120	12930	12700-12950	33300
0	1630	5050	5120	12930	12700-12950	33300
0	1670	5150	5220	13110	12960-13340	34300
0	1710	5250	5320	13300	12960-13340	34300
0	1750	5350	5420	13490	13350-13730	35300
0	1790	5450	5520	13670	13350-13730	35300
0	0	0	5620	13860	13740-14160	36400
0	1830	5650	5720	14040	13740-14160	36400
0	1870	5750	5820	14230	14170-14590	37500
0	1910	5850	5920	14420	14170-14590	37500
0	1950	5950	6020	14600	14600-15010	38600
0	1990	6050	6120	14790	14600-15010	38600
0	2030	6150	6220	14970	14600-15010	38600
0	0	0	6320	15160	15020-15480	39800
0	Max 2070	6350	6420	15350	15020-15480	39800
0	2070	6350	6420	15350	15020-15480	39800
0	SI-1 2110	6350	6420	15350	15020-15480	39800
0	SI-2 2150	6350	6420	15350	15020-15480	39800
0	SI-3 2190	6350	6420	15350	15020-15480	39800
0	0	0	6520	15530	15490-15950	41000
0	0	0	6620	15720	15490-15950	41000
0	0	0	6720	15900	15490-15950	41000
0	0	0	6820	16090	15960-16420	42200
0	0	0	6920	16280	15960-16420	42200
0	0	0	7020	16460	16430-16920	43500



Amol
AAO

SA

0	0	0	7120	16650	16430-16920	47700
0	0	0	Max 7120	17200	16930-17430	44800
0	0	0	SI-1 7220	17380	16930-17430	44800
0	0	0	SI-2 7320	17580	17440-17930	46100
0	0	0	SI-3 7420	17770	17440-17930	46100
					17940-18480	47500
					18490-19020	48900
					19030-19610	50400
					19620-20190	51900
					20200-20810	53500
					20820-21430	55100
					21440-22100	56800
					22110-22760	58500
					22770-23460	60300
					23470-24160	62100
					24170-24900	64000
					24910-25640	65900
					25650-26420	67900
					26430-27190	69900
					27200-28010	72000
					28020-28870	74200
					28880-29720	76400
					29730-30620	78700
					30630-31550	81100
					31560-32490	83500
					32500-33460	86000
					33470-34470	88600
					34480-35520	91300
					35530-36570	94000
					36580-37660	96800
					37670-38200	99700

Remarks: Classification Allowance, X Group Pay and MSP as applicable will also be added to Basic Pay for calculation of pension

Max - Drawing max of scale for more than one year
 SI - Stagnation Increment



Scale of Pay in the Pay band & Grade Pay at the time of Retirement :-

From 01 Jan 1973 to 31 Dec 1985 (3rd CPC) : 435-10-485	AI Calculated on BP+GP+XPay
From 01 Jan 1986 to 31 Dec 1995 (4th CPC) : 1600-25-1725-40-2085-50-2285	
From 01 Jan 1996 to 09 Oct 1997 (5th CPC) : 5120-100-7120	
From 10 Oct 1997 to 31 Dec 2005 (5th CPC) : 5120-100-7120	
From 01 Jan 2006 to 31 Dec 2015 (6th CPC) : 9300-34800 + 3400 GP +1400 XPay	
Pay Level from 01 Jan 2016 (7th CPC) : Pay Matrix Level - 5A	

Table-8

Basic Pay from 01/01/76 ³ to 31/12/85	Basic Pay from 01/01/86 to 31/12/95	Basic Pay from 01/01/96 to 09/10/97	Basic Pay from 10/11/97 to 31/12/05	BPay + GPay from 01/01/06 to 31/12/15	VI CPC RANGE BPay + GPay From - To	Notional Pay as on 01/01/2016
435	1600	5120	5120	12930	12700-12950	33300
445	1600	5120	5120	12930	12700-12950	33300
455	1600	5120	5120	12930	12700-12950	33300
465	1600	5120	5120	12930	12700-12950	33300
475	1600	5120	5120	12930	12700-12950	33300
485	1625	5120	5120	12930	12700-12950	33300
Max 485	1650	5120	5120	12930	12700-12950	33300
SI-1 495	1675	5220	5220	13110	12960-13340	34300
SI-2 505	1700	5220	5220	13110	12960-13340	34300
SI-3 515	1725	5320	5320	13300	12960-13340	34300
0	1765	5420	5420	13490	13350-13730	35300
0	1805	5520	5520	13670	13350-13730	35300
0	1845	5620	5620	13860	13740-14160	36400
0	1885	5720	5720	14040	13740-14160	36400
0	0	5820	5820	14230	14170-14590	37500
0	1925	5920	5920	14420	14170-14590	37500
0	1965	6020	6020	14600	14600-15010	38600
0	2005	6120	6120	14790	14600-15010	38600
0	2045	6220	6220	14970	14600-15010	38600
0	2085	6320	6320	15160	15020-15480	39800
0	0	6420	6420	15350	15020-15480	39800
0	2135	6520	6520	15530	15490-15950	41000
0	2185	6620	6620	15720	15490-15950	41000
0	0	6720	6720	15900	15490-15950	41000
0	2235	6820	6820	16090	15960-16420	42200
0	2285	6920	6920	16280	15960-16420	42200
0	Max 2285	7020	7020	16460	16430-16920	43500
0	SI-1 2335	7120	7120	16650	16430-16920	43500
0	SI-2 2385	7120	7120	16650	16430-16920	43500
0	SI-3 2435	7120	7120	16650	16430-16920	43500
0	0	0	Max 7120	17000	16930-17430	44800
0	0	0	SI-1 7220	17380	16930-17430	44800
0	0	0	SI-2 7320	17580	17440-17930	46100
0	0	0	SI-3 7420	17770	17440-17930	46100
					17940-18480	47500



Amol
AAO

SA
SAO

57

					18490-19020	44100
					19030-19610	50400
					19620-20190	51900
					20200-20810	53500
					20820-21430	55100
					21440-22100	56800
					22110-22760	58500
					22770-23460	60300
					23470-24160	62100
					24170-24900	64000
					24910-25640	65900
					25650-26420	67900
					26430-27190	69900
					27200-28010	72000
					28020-28870	74200
					28880-29720	76400
					29730-30620	78700
					30630-31550	81100
					31560-32490	83500
					32500-33460	86000
					33470-34470	88600
					34480-35520	91300
					35530-36570	94000
					36580-37660	96800
					37670-38200	99700

Remarks: Classification Allowance, X Group Pay and MSP as applicable will also be added to Basic Pay for calculation of pension

Max - Drawing max of scale for more than one year
SI - Stagnation Increment




Scale of Pay in the Pay band & Grade Pay at the time of Retirement :-

From 01 Jan 1973 to 31 Dec 1985 (3rd CPC) : 500-10-550	AI Calculated on BP+GP+XPay
From 01 Jan 1986 to 31 Dec 1995 (4th CPC) : 1690-25-1815-41-2095-50-2395	
From 01 Jan 1996 to 09 Oct 1997 (5th CPC) : 5120-100-7120	
From 10 Oct 1997 to 31 Dec 2005 (5th CPC) : 5120-100-7120	
From 01 Jan 2006 to 31 Dec 2015 (6th CPC) : 9300-34800 + 3400 GP +1400 XPay	
Pay Level from 01 Jan 2016 (7th CPC) : Pay Matrix Level - 5A	

Table - a

Basic Pay from 01/01/73 to 31/12/85	Basic Pay from 01/01/86 to 31/12/95	Basic Pay from 01/01/96 to 09/10/97	Basic Pay from 10/10/97 to 31/12/05	BPay + GPay from 01/01/06 to 31/12/15	VI CPC RANGE BPay + GPay From - To	Notional Pay as on 01/01/2016
0	0	0	520	12930	12700-12950	33300
500	1690	5220	520	13110	12960-13340	34300
510	1690	5220	520	13110	12960-13340	34300
520	1690	5220	520	13110	12960-13340	34300
530	1690	5220	520	13110	12960-13340	34300
540	1690	5220	520	13110	12960-13340	34300
550	1715	5220	520	13110	12960-13340	34300
Max 550	1740	5320	530	13300	12960-13340	34300
SI-1 560	1765	5420	540	13490	13350-13730	35300
SI-2 570	1790	5520	550	13670	13350-13730	35300
SI-3 580	1815	5520	550	13670	13350-13730	35300
0	0	5620	560	13860	13740-14160	36400
0	1855	5720	570	14040	13740-14160	36400
0	1895	5820	580	14230	14170-14590	37500
0	1935	5920	590	14120	14170-14590	37500
0	1975	6020	600	14600	14600-15010	38600
0	2015	6120	610	14790	14600-15010	38600
0	0	6220	620	14970	14600-15010	38600
0	2055	6320	630	15160	15020-15480	39800
0	2095	6420	640	15150	15020-15480	39800
0	2145	6520	650	15330	15490-15950	41000
0	0	6620	660	15720	15490-15950	41000
0	2195	6720	670	15900	15490-15950	41000
0	2245	6820	680	16090	15960-16420	42200
0	0	6920	690	16180	15960-16420	42200
0	2295	7020	700	16160	16430-16920	43500
0	2345	7120	710	16150	16430-16920	43500
0	Max 2395	7120	710	16150	16430-16920	43500
0	2395	7120	710	16150	16430-16920	43500
0	SI-1 2445	7120	710	16650	16430-16920	43500
0	SI-2 2495	7120	710	16650	16430-16920	43500
0	SI-3 2545	7120	710	16650	16430-16920	43500
0	0	0	Max 710	17100	16930-17430	44800
0	0	0	SI-1 710	17180	16930-17430	44800
0	0	0	SI-2 710	17180	17440-17930	46100




Signature
AA

Signature
SA

0	0	0	SI-3 7420	17770	17440-17930	49 01
					17940-18480	47500
					18490-19020	48900
					19030-19610	50400
					19620-20190	51900
					20200-20810	53500
					20820-21430	55100
					21440-22100	56800
					22110-22760	58500
					22770-23460	60300
					23470-24160	62100
					24170-24900	64000
					24910-25640	65900
					25650-26420	67900
					26430-27190	69900
					27200-28010	72000
					28020-28870	74200
					28880-29720	76400
					29730-30620	78700
					30630-31550	81100
					31560-32490	83500
					32500-33460	86000
					33470-34470	88600
					34480-35520	91300
					35530-36570	94000
					36580-37660	96800
					37670-38200	99700

Remarks: Classification Allowance, X Group Pay and MSP as applicable will also be added to Basic Pay for calculation of pension

Max - Drawing max of scale for more than one year
SI - Stagnation Increment



20


scale of Pay in the Pay band & Grade Pay at the time of Retirement :-

From 01 Jan 1973 to 31 Dec 1985 (3rd CPC) :	1000
From 01 Jan 1986 to 31 Dec 1995 (4th CPC) :	3300
From 01 Jan 1996 to 09 Oct 1997 (5th CPC) :	10500-0-10500
From 10 Oct 1997 to 31 Dec 2005 (5th CPC) :	10500-0-10500
From 01 Jan 2006 to 31 Dec 2015 (6th CPC) :	15600-39100 -- 5400 GP
Pay Level from 01 Jan 2016 (7th CPC) :	Pay Matrix Level - 10

Table - 10

Basic Pay from 01/01/73 to 31/12/85	Basic Pay from 01/01/86 to 31/12/95	Basic Pay from 01/01/96 to 09/10/97	Basic Pay from 10/10/97 to 31/12/05	BPay + GPay from 01/01/06 to 31/12/15	VI CPC RANGE BPay + GPay From - To	Notional Pay as on 01/01/2016
					21000-21820	56100
					21830-22490	57800
					22500-23150	59500
					23160-23850	61300
					23860-24550	63100
1000	3300	10500	10500	24930	24560-25290	65000
					25300-26070	67000
					26080-26840	69000
					26850-27660	71100
					27670-28480	73200
					28490-29330	75400
					29340-30230	77700
					30240-31120	80000
					31130-32060	82400
					32070-33030	84900
					33040-34000	87400
					34010-35010	90000
					35020-36070	92700
					36080-37150	95500
					37160-38280	98400
					38290-39450	101400
					39460-40620	104400
					40630-41820	107500
					41830-43070	110700
					43080-44350	114000
					44360-44500	117400

Remarks: Classification Allowance, X Group Pay and MSP as applicable will also be added to Basic Pay for calculation of pension



Shri
AAO

Shri
SAO

4


Table - 11

Scale of Pay in the Pay band & Grade Pay at the time of Retirement :-

From 01 Jan 1973 to 31 Dec 1985 (3rd CPC) :	1000
From 01 Jan 1986 to 31 Dec 1995 (4th CPC) :	3300
From 01 Jan 1996 to 09 Oct 1997 (5th CPC) :	10500-0-10500
From 10 Oct 1997 to 31 Dec 2005 (5th CPC) :	10500-0-10500
From 01 Jan 2006 to 31 Dec 2015 (6th CPC) :	15600-39100 + 5400 GP
Pay Level from 01 Jan 2016 (7th CPC) :	Pay Matrix Level - 10

Basic Pay from 01/01/73 to 31/12/85	Basic Pay from 01/01/86 to 31/12/95	Basic Pay from 01/01/96 to 09/10/97	Basic Pay from 10/10/97 to 31/12/05	BPay + GPay from 01/01/06 to 31/12/15	VI CPC RANGE BPay + GPay From - To	Notional Pay as on 01/01/2016
					21000-21820	56100
					21830-22490	57800
					22500-23150	59500
					23160-23850	61300
					23860-24550	63100
1000	3300	10500	10500	24930	24560-25290	65000
					25300-26070	67000
					26080-26840	69000
					26850-27660	71100
					27670-28480	73200
					28490-29330	75400
					29340-30230	77700
					30240-31120	80000
					31130-32060	82400
					32070-33030	84900
					33040-34000	87400
					34010-35010	90000
					35020-36070	92700
					36080-37150	95500
					37160-38280	98400
					38290-39450	101400
					39460-40620	104400
					40630-41820	107500
					41830-43070	110700
					43080-44350	114000
					44360-44500	117400

Remarks: Classification Allowance, X Group Pay and MSP as applicable will also be added to Basic Pay for calculation of pension



Scale of Pay in the Pay band & Grade Pay at the time of Retirement :-

From 01 Jan 1973 to 31 Dec 1985 (3rd CPC) :	1100
From 01 Jan 1986 to 31 Dec 1995 (4th CPC) :	3400
From 01 Jan 1996 to 09 Oct 1997 (5th CPC) :	10850-0-10850
From 10 Oct 1997 to 31 Dec 2005 (5th CPC) :	10850-0-10850
From 01 Jan 2006 to 31 Dec 2015 (6th CPC) :	15600-39100 + 6100 GP
Pay Level from 01 Jan 2016 (7th CPC) :	Pay Matrix Level - 10B

Table-12

Basic Pay from 01/01/73 to 31/12/85	Basic Pay from 01/01/86 to 31/12/95	Basic Pay from 01/01/96 to 09/10/97	Basic Pay from 10/10/97 to 31/12/05	BPay + GPay from 01/01/06 to 31/12/15	VI CPC RANGE BPay + GPay From - To	Notional Pay as on 01/01/2016
					21700-23850	61300
					23860-24550	63100
					24560-25290	65000
					25300-26070	67000
1100	3400	10850	10850	26290	26080-26840	69000
					26850-27660	71100
					27670-28480	73200
					28490-29330	75400
					29340-30230	77700
					30240-31120	80000
					31130-32060	82400
					32070-33030	84900
					33040-34000	87400
					34010-35010	90000
					35020-36070	92700
					36080-37150	95500
					37160-38280	98400
					38290-39450	101400
					39460-40620	104400
					40630-41820	107500
					41830-43070	110700
					43080-44350	114000
					44360-45200	117400

Remarks: Classification Allowance, X Group Pay and MSP as applicable will also be added to Basic Pay for calculation of pension



Mukherjee
Ato

SAT

X Grp - FE

Concordance Table : Chief Petty Officer(5 Crp Flight Engg (4CPC) - X Grp (5/6/7 CPC))


03

Scale of Pay in the Pay band & Grade Pay at the time of Retirement :-

From 01 Jan 1973 to 31 Dec 1985 (3rd CPC) :		
From 01 Jan 1986 to 31 Dec 1995 (4th CPC) :	1920-40-2080-50-2780	
From 01 Jan 1996 to 09 Oct 1997 (5th CPC) :	6150-125-8400	
From 10 Oct 1997 to 31 Dec 2005 (5th CPC) :	6000-125-8250	
From 01 Jan 2006 to 31 Dec 2015 (6th CPC) :	9300-34800 + 4200 GP +1400 XPay	AI Calculated on BP+GP+XPay
Pay Level from 01 Jan 2016 (7th CPC) :	Pay Matrix Level - 6	

Table - 13

Basic Pay from 01/01/76 to 31/12/85	Basic Pay from 01/01/86 to 31/12/95	Basic Pay from 01/01/96 to 09/10/97	Basic Pay from 10/10/97 to 31/12/05	BPay + GPay from 01/01/06 to 31/12/15	VI CPC RANGE BPay + GPay From - To	Notional Pay as on 01/01/2016
					13500-13770	35400
					13780-14200	36500
					14210-14630	37600
					14640-15050	38700
0	0	0	600	15360	15060-15520	39900
0	0	0	6125	15600	15530-15990	41100
0	1920	6150	6250	15830	15530-15990	41100
0	1960	6150	6250	15830	15530-15990	41100
0	2000	6150	6250	15830	15530-15990	41100
0	2040	6275	6375	16060	16000-16450	42300
0	2080	6400	6500	16290	16000-16450	42300
0	2130	6525	6625	16530	16460-16960	43600
0	2180	6650	6750	16760	16460-16960	43600
0	2230	6775	6875	16990	16970-17470	44900
0	2280	6900	7000	17220	16970-17470	44900
0	0	7025	7125	17460	16970-17470	44900
0	2330	7150	7250	17690	17480-17970	46200
0	2380	7275	7375	17920	17480-17970	46200
0	2430	7400	7500	18150	17980-18520	47600
0	2480	7525	7625	18390	17980-18520	47600
0	2530	7650	7750	18620	18530-19060	49000
0	0	7775	7875	18850	18530-19060	49000
0	2580	7900	8000	19080	19070-19640	50500
0	2630	8025	8125	19320	19070-19640	50500
0	2680	8150	8250	19550	19070-19640	50500
0	2730	8275	8375	19780	19070-19640	50500
0	Max 2780	8400	8500	1950	19070-19640	50500
0	2780	8400	8500	1950	19070-19640	50500
0	SI-1 2830	8400	8500	1950	19070-19640	50500
0	SI-2 2880	8400	8500	1950	19070-19640	50500
0	SI-3 2930	8400	8500	1950	19070-19640	50500
0	0	0	Max 8550	2080	19650-20230	52000
0	0	0	SI-1 8675	20120	20240-20850	53600
0	0	0	SI-2 8800	20460	20240-20850	53600
0	0	0	SI-3 8925	20800	20860-21470	55200



Signature
AAO

Signature
SAO

84

					21480-22140	56900
					22150-22800	58600
					22810-23500	60400
					23510-24200	62200
					24210-24940	64100
					24950-25680	66000
					25690-26450	68000
					26460-27230	70000
					27240-28050	72100
					28060-28910	74300
					28920-29760	76500
					29770-30660	78800
					30670-31590	81200
					31600-32520	83600
					32530-33500	86100
					33510-34510	88700
					34520-35560	91400
					35570-36610	94100
					36620-37700	96900
					37710-38830	99800
					38840-39000	102800

Remarks: Classification Allowance, X Group Pay and MSP as applicable will also be added to Basic Pay for calculation of pension

Max - Drawing max of scale for more than one year
 SI - Stagnation Increment

Amol
 AAO

[Signature]
 SAs



Scale of Pay in the Pay band & Grade Pay at the time of Retirement :-

From 01 Jan 1973 to 31 Dec 1985 (3rd CPC) :	1980-50-2280-60-2580-75-2955	
From 01 Jan 1986 to 31 Dec 1995 (4th CPC) :	6495-175-9295	
From 01 Jan 1996 to 09 Oct 1997 (5th CPC) :	6750-190-9790	
From 10 Oct 1997 to 31 Dec 2005 (5th CPC) :	9300-34800 + 4600 GP +1400 XPay	AI Calculated on BP+GP+XPay
From 01 Jan 2006 to 31 Dec 2015 (6th CPC) :	Pay Matrix Level - 7	
Pay Level from 01 Jan 2016 (7th CPC) :		

Table-14

Basic Pay from 01/01/73 to 31/12/85	Basic Pay from 01/01/86 to 31/12/95	Basic Pay from 01/01/96 to 09/10/97	Basic Pay from 10/10/97 to 31/12/05	BPay + GPay from 01/01/06 to 31/12/15	VI CPC RANGE BPay + GPay From - To	Notional Pay as on 01/01/2016
0	1980	6495	6750	17.60	13900-17470	44900
0	2030	6495	6750	17.60	13900-17470	44900
0	2080	6495	6750	17.60	13900-17470	44900
0	2130	6670	6750	17.60	13900-17470	44900
0	2180	6670	6750	17.60	13900-17470	44900
0	2230	6845	6940	17.510	17480-17970	46200
0	2280	7020	7130	17.370	17480-17970	46200
0	2340	7195	7320	18.120	17980-18520	47600
0	2400	7370	7510	18.170	18530-19060	49000
0	2460	7545	7700	18.130	18530-19060	49000
0	2520	7720	7890	19.180	19070-19640	50500
0	2580	7895	8080	19.130	19070-19640	50500
0	2655	8070	8080	19.130	19070-19640	50500
0	2730	8245	8270	19.190	19650-20230	52000
0	0	0	8460	20.140	20240-20850	53600
0	2805	8595	8650	20.190	20240-20850	53600
0	2880	8770	8840	21.150	20860-21470	55200
0	2955	8945	9030	21.100	20860-21470	55200
0	Max 2955	9120	9220	21.150	21480-22140	56900
0	SI-1 3030	9295	9410	22.10	21480-22140	56900
0	SI-2 3105	9295	9410	22.10	21480-22140	56900
0	SI-3 3180	9295	9410	22.10	21480-22140	56900
0	0	0	9600	22.160	22150-22800	58600
0	0	0	9790	22.110	22810-23500	60400
0	0	0	Max 9790	23.140	23510-24200	62200
0	0	0	SI-1 9980	23.110	23510-24200	62200
0	0	0	SI-2 10170	24.170	24210-24940	64100
0	0	0	SI-3 10360	24.130	24210-24940	64100
					24950-25680	66000
					25690-26450	68000
					26460-27230	70000
					27240-28050	72100
					28060-28910	74300
					28920-29760	76500
					29770-30660	78800



Amritha
AAO

SAO
SAO

86

					30670-31590	82200
					31600-32520	83600
					32530-33500	86100
					33510-34510	88700
					34520-35560	91400
					35570-36610	94100
					36620-37700	96900
					37710-38830	99800
					38840-39400	102800

Remarks: Classification Allowance, X Group Pay and MSP as applicable will also be added to Basic Pay for calculation of pension

Max - Drawing max of scale for more than one year
SI - Stagnation Increment



Scale of Pay in the Pay band & Grade Pay at the time of Retirement :-

From 01 Jan 1973 to 31 Dec 1985 (3rd CPC) :	
From 01 Jan 1986 to 31 Dec 1995 (4th CPC) :	2250-60-2490-75-3240
From 01 Jan 1996 to 09 Oct 1997 (5th CPC) :	7400-200-10200
From 10 Oct 1997 to 31 Dec 2005 (5th CPC) :	7400-200-10200
From 01 Jan 2006 to 31 Dec 2015 (6th CPC) :	9300-34800 + 4800 GP +1400 XPay
Pay Level from 01 Jan 2016 (7th CPC) :	Pay Matrix Level - 8

AI Calculated on BP+GP+XPay

Table-15

Basic Pay from 01/01/73 to 31/12/85	Basic Pay from 01/01/86 to 31/12/95	Basic Pay from 01/01/96 to 09/10/97	Basic Pay from 10/10/97 to 31/12/05	BPay + GPa/ from 01/01/06 to 31/12/15	VI CPC RANGE BPay + GPay From - To	Notional Pay as on 01/01/2016
					14100-18520	47600
0	2250	7400	7400	18570	18530-19060	49000
0	2310	7400	7400	18570	18530-19060	49000
0	2370	7400	7400	18570	18530-19060	49000
0	2430	7600	7600	18940	18530-19060	49000
0	2490	7600	7600	18940	18530-19060	49000
0	2565	7800	7800	19110	19070-19640	50500
0	2640	8000	8000	19680	19650-20230	52000
0	2715	8200	8200	20060	19650-20230	52000
0	0	0	8400	20430	20240-20850	53600
0	2790	8600	8600	20800	20240-20850	53600
0	2865	8800	8800	21170	20860-21470	55200
0	2940	9000	9000	21540	21480-22140	56900
0	3015	9200	9200	21920	21480-22140	56900
0	3090	9400	9400	22290	22150-22800	58600
0	3165	9600	9600	22660	22150-22800	58600
0	3240	9800	9800	23030	22810-23500	60400
0	Max 3240	10000	10000	23400	22810-23500	60400
0	SI-1 3315	10200	10200	23780	23510-24200	62200
0	SI-2 3390	10200	10200	23780	23510-24200	62200
0	SI-3 3465	10200	10200	23780	23510-24200	62200
0	0	0	Max 10200	24140	24210-24940	64100
0	0	0	SI-1 10400	24520	24210-24940	64100
0	0	0	SI-2 10600	25100	24950-25680	66000
0	0	0	SI-3 10800	25480	24950-25680	66000
					25690-26450	68000
					26460-27230	70000
					27240-28050	72100
					28060-28910	74300
					28920-29760	76500
					29770-30660	78800
					30670-31590	81200
					31600-32520	83600
					32530-33500	86100
					33510-34510	88700



Anshu
AAO


SAO
SAO

(B)

					34520-35560	91400
					35570-36610	94100
					36620-37700	96900
					37710-38830	99800
					38840-39600	102800

Remarks: Classification Allowance, X Group Pay and MSP as applicable will also be added to Basic Pay for calculation of pension

Max - Drawing max of scale for more than one year
SI - Stagnation Increment



*Scale of Pay in the Pay band & Grade Pay at the time of Retirement :-

From 01 Jan 1973 to 31 Dec 1985 (3rd CPC) :	
From 01 Jan 1986 to 31 Dec 1995 (4th CPC) :	1460-25-1560-40-2080-50-2130
From 01 Jan 1996 to 09 Oct 1997 (5th CPC) :	4675-100-6475
From 10 Oct 1997 to 31 Dec 2005 (5th CPC) :	5120-100-7120
From 01 Jan 2006 to 31 Dec 2015 (6th CPC) :	9300-34800 + 3400 GP +1400 XPay
Pay Level from 01 Jan 2016 (7th CPC) :	Pay Matrix Level - 5A

AI Calculated on BP+GP+XPay

Table-16

Basic Pay from 01/01/73 to 31/12/85	Basic Pay from 01/01/86 to 31/12/95	Basic Pay from 01/01/96 to 09/10/97	Basic Pay from 10/10/97 to 31/12/05	BPay + GPay from 01/01/06 to 31/12/15	VI CPC RANGE BPay + GPay From - To	Notional Pay as on 01/01/2016
0	1460	4675	5120	12930	12700-12950	33300
0	1485	4675	5120	12930	12700-12950	33300
0	1510	4675	5120	12930	12700-12950	33300
0	1535	4675	5120	12930	12700-12950	33300
0	1560	4775	5120	12930	12700-12950	33300
0	1600	4875	5120	12930	12700-12950	33300
0	1640	5075	5120	12930	12700-12950	33300
0	1680	5175	5120	13110	12960-13340	34300
0	1720	5275	5120	13300	12960-13340	34300
0	1760	5375	5120	13490	13350-13730	35300
0	1800	5475	5120	13670	13350-13730	35300
0	0	0	5620	13860	13740-14160	36400
0	1840	5675	5120	14040	13740-14160	36400
0	1880	5775	5120	14130	14170-14590	37500
0	1920	5875	5120	14420	14170-14590	37500
0	1960	5975	6020	14600	14600-15010	38600
0	2000	6075	6120	14790	14600-15010	38600
0	0	0	6220	14970	14600-15010	38600
0	2040	6275	6320	15160	15020-15480	39800
0	2080	6375	6420	15350	15020-15480	39800
0	Max 2130	6475	6520	15530	15490-15950	41000
0	2130	6475	6520	15530	15490-15950	41000
0	SI-1 2180	6475	6520	15530	15490-15950	41000
0	SI-2 2230	6475	6520	15530	15490-15950	41000
0	SI-3 2280	6475	6520	15530	15490-15950	41000
0	0	0	6620	15720	15490-15950	41000
0	0	0	6720	15900	15490-15950	41000
0	0	0	6820	16090	15960-16420	42200
0	0	0	6920	16280	15960-16420	42200
0	0	0	7020	16460	16430-16920	43500
0	0	0	7120	16650	16430-16920	43500
0	0	0	Max 7220	17000	16930-17430	44800
0	0	0	SI-1 7220	17180	16930-17430	44800
0	0	0	SI-2 7320	17380	17440-17930	46100
0	0	0	SI-3 7420	17570	17440-17930	46100



Arindam
AAs

[Signature]
SAs

					17940-18480	48000
					18490-19020	48900
					19030-19610	50400
					19620-20190	51900
					20200-20810	53500
					20820-21430	55100
					21440-22100	56800
					22110-22760	58500
					22770-23460	60300
					23470-24160	62100
					24170-24900	64000
					24910-25640	65900
					25650-26420	67900
					26430-27190	69900
					27200-28010	72000
					28020-28870	74200
					28880-29720	76400
					29730-30620	78700
					30630-31550	81100
					31560-32490	83500
					32500-33460	86000
					33470-34470	88600
					34480-35520	91300
					35530-36570	94000
					36580-37660	96800
					37670-38200	99700

Remarks: Classification Allowance, X Group Pay and MSI as applicable will also be added to Basic Pay for calculation of pension

Max - Drawing max of scale for more than one year
SI - Stagnation Increment



Scale of Pay in the Pay band & Grade Pay at the time of Retirement :-

From 01 Jan 1973 to 31 Dec 1985 (3rd CPC) :		
From 01 Jan 1986 to 31 Dec 1995 (4th CPC) :	1645-25-1720-40-2080-50-2380	
From 01 Jan 1996 to 09 Oct 1997 (5th CPC) :	5250-100-7250	
From 10 Oct 1997 to 31 Dec 2005 (5th CPC) :	5120-100-7120	
From 01 Jan 2006 to 31 Dec 2015 (6th CPC) :	9300-34800 + 3400 GP +1400 XPay	AI Calculated on BP+GP+XPay
Pay Level from 01 Jan 2016 (7th CPC) :	Pay Matrix Level - 5A	

Table-17

Basic Pay from 01/01/73 to 31/12/85	Basic Pay from 01/01/86 to 31/12/95	Basic Pay from 01/01/96 to 09/10/97	Basic Pay from 10/10/97 to 31/12/05	BPay + GP from 01/01/06 to 31/12/15	VI CPC RANGE BPay + GPay From - To	Notional Pay as on 01/01/2016
0	0	0	5120	12930	12700-12950	33300
0	0	0	5220	13110	12960-13340	34300
0	1645	5250	5320	13100	12960-13340	34300
0	1670	5250	5320	13100	12960-13340	34300
0	1695	5250	5320	13300	12960-13340	34300
0	1720	5350	5420	13490	13350-13730	35300
0	1760	5350	5420	13490	13350-13730	35300
0	0	0	5520	13670	13350-13730	35300
0	1800	5550	5620	13660	13740-14160	36400
0	1840	5650	5720	14040	13740-14160	36400
0	1880	5750	5820	14130	14170-14590	37500
0	1920	5850	5920	14120	14170-14590	37500
0	1960	5950	6020	14600	14600-15010	38600
0	0	0	6120	14790	14600-15010	38600
0	2000	6150	6220	14970	14600-15010	38600
0	2040	6250	6320	15160	15020-15480	39800
0	2080	6350	6420	15150	15020-15480	39800
0	2130	6450	6520	15130	15490-15950	41000
0	0	0	6620	15120	15490-15950	41000
0	2180	6650	6720	15100	15490-15950	41000
0	2230	6750	6820	16090	15960-16420	42200
0	0	0	6920	16180	15960-16420	42200
0	2280	6950	7020	16460	16430-16920	43500
0	2330	7050	7120	16650	16430-16920	43500
0	Max 2380	7250	7120	16650	16430-16920	43500
0	2380	7250	7120	16650	16430-16920	43500
0	SI-1 2430	7250	7120	16650	16430-16920	43500
0	SI-2 2480	7250	7120	16650	16430-16920	43500
0	SI-3 2530	7250	7120	16650	16430-16920	43500
0	0	0	Max 7120	17000	16930-17430	44800
0	0	0	SI-1 7220	17180	16930-17430	44800
0	0	0	SI-2 7320	17180	17440-17930	46100
0	0	0	SI-3 7420	17170	17440-17930	46100
					17940-18480	47500
					18490-19020	48900



Handwritten signature
AAO

Handwritten signature
SAO

32

					19030-19610	50400
					19620-20190	51900
					20200-20810	53500
					20820-21430	55100
					21440-22100	56800
					22110-22760	58500
					22770-23460	60300
					23470-24160	62100
					24170-24900	64000
					24910-25640	65900
					25650-26420	67900
					26430-27190	69900
					27200-28010	72000
					28020-28870	74200
					28880-29720	76400
					29730-30620	78700
					30630-31550	81100
					31560-32490	83500
					32500-33460	86000
					33470-34470	88600
					34480-35520	91300
					35530-36570	94000
					36580-37660	96800
					37670-38200	99700

Remarks: Classification Allowance, X Group Pay and MSP as applicable will also be added to Basic Pay for calculation of pension

Max - Drawing max of scale for more than one year
SI - Stagnation Increment




" Scale of Pay in the Pay band & Grade Pay at the time of Retirement :-

From 01 Jan 1973 to 31 Dec 1985 (3rd CPC) :						
From 01 Jan 1986 to 31 Dec 1995 (4th CPC) :	1700-25-1850-40-2050-50-2400					
From 01 Jan 1996 to 09 Oct 1997 (5th CPC) :	5250-100-7250					
From 10 Oct 1997 to 31 Dec 2005 (5th CPC) :	5120-100-7120					
From 01 Jan 2006 to 31 Dec 2015 (6th CPC) :	9300-34800 + 3400 GP +1400 XPay					AI Calculated on BP+GP+XPay
Pay Level from 01 Jan 2016 (7th CPC) :	Pay Matrix Level - 5A					

Table-18

Basic Pay from 01/01/73 to 31/12/85	Basic Pay from 01/01/86 to 31/12/95	Basic Pay from 01/01/96 to 09/10/97	Basic Pay from 10/10/97 to 31/12/05	BPay + GPay from 01/01/06 to 31/12/15	VI CPC RANGE BPay + GPay From - To	Notional Pay as on 01/01/2016
0	0	0	5:20	12930	12700-12950	33300
0	0	0	5:20	13110	12960-13340	34300
0	1700	5250	5:20	13100	12960-13340	34300
0	1725	5250	5:20	13100	12960-13340	34300
0	0	0	5:20	13300	12960-13340	34300
0	1750	5350	5:20	13190	13350-13730	35300
0	1775	5450	5:20	13170	13350-13730	35300
0	1800	5550	5:20	13860	13740-14160	36400
0	1825	5550	5:20	13860	13740-14160	36400
0	1850	5650	5:20	14040	13740-14160	36400
0	1890	5750	5:20	14130	14170-14590	37500
0	0	0	5:20	14120	14170-14590	37500
0	1930	5950	6:20	14100	14600-15010	38600
0	1970	6050	6:20	14190	14600-15010	38600
0	2010	6150	6:20	14170	14600-15010	38600
0	2050	6250	6:20	15160	15020-15480	39800
0	0	0	6:20	15150	15020-15480	39800
0	2100	6450	6:20	15530	15490-15950	41000
0	2150	6550	6:20	15720	15490-15950	41000
0	0	0	6:20	15100	15490-15950	41000
0	2200	6750	6:20	16190	15960-16420	42200
0	2250	6850	6:20	16180	15960-16420	42200
0	0	0	7:20	16160	16430-16920	43500
0	2300	7050	7:20	16150	16430-16920	43500
0	2350	7150	7:20	16150	16430-16920	43500
0	Max 2400	7250	7:20	16150	16430-16920	43500
0	2400	7250	7:20	16150	16430-16920	43500
0	SI-1 2450	7250	7:20	16150	16430-16920	43500
0	SI-2 2500	7250	7:20	16150	16430-16920	43500
0	SI-3 2550	7250	7:20	16150	16430-16920	43500
0	0	0	Max 7:20	17100	16930-17430	44800
0	0	0	SI-1 7:20	17180	16930-17430	44800
0	0	0	SI-2 7:20	17180	17440-17930	46100
0	0	0	SI-3 7:20	17170	17440-17930	46100
					17940-18480	47500



Chudhan
AAO

SAO

74

					18490-19020	500
					19030-19610	50400
					19620-20190	51900
					20200-20810	53500
					20820-21430	55100
					21440-22100	56800
					22110-22760	58500
					22770-23460	60300
					23470-24160	62100
					24170-24900	64000
					24910-25640	65900
					25650-26420	67900
					26430-27190	69900
					27200-28010	72000
					28020-28870	74200
					28880-29720	76400
					29730-30620	78700
					30630-31550	81100
					31560-32490	83500
					32500-33460	86000
					33470-34470	88600
					34480-35520	91300
					35530-36570	94000
					36580-37660	96800
					37670-38200	99700

Remarks: Classification Allowance, X Group Pay and MSP as applicable will also be added to Basic Pay for calculation of pension

Max - Drawing max of scale for more than one year
SI - Stagnation Increment



Scale of Pay in the Pay band & Grade Pay at the time of Retirement :-


From 01 Jan 1973 to 31 Dec 1985 (3rd CPC) :	1000	
From 01 Jan 1986 to 31 Dec 1995 (4th CPC) :	3300	
From 01 Jan 1996 to 09 Oct 1997 (5th CPC) :	10500-0-10500	
From 10 Oct 1997 to 31 Dec 2005 (5th CPC) :	10500-0-10500	
From 01 Jan 2006 to 31 Dec 2015 (6th CPC) :	15600-39100 + 5400 GP +1400 XPay	AI Calculated on BP+GP+XPay
Pay Level from 01 Jan 2016 (7th CPC) :	Pay Matrix Level - 10	

Table-19

Basic Pay from 01/01/76 to 31/12/85	Basic Pay from 01/01/86 to 31/12/95	Basic Pay from 01/01/96 to 09/10/97	Basic Pay from 10/10/97 to 31/12/05	BPay + GPay from 01/01/06 to 31/12/15	VI CPC RANGE BPay + GPay From - To	Notional Pay as on 01/01/2016
					21000-21820	56100
					21830-22490	57800
					22500-23150	59500
					23160-23850	61300
					23860-24550	63100
1000	3300	10500	10500	24130	24560-25290	65000
					25300-26070	67000
					26080-26840	69000
					26850-27660	71100
					27670-28480	73200
					28490-29330	75400
					29340-30230	77700
					30240-31120	80000
					31130-32060	82400
					32070-33030	84900
					33040-34000	87400
					34010-35010	90000
					35020-36070	92700
					36080-37150	95500
					37160-38280	98400
					38290-39450	101400
					39460-40620	104400
					40630-41820	107500
					41830-43070	110700
					43080-44350	114000
					44360-44500	117400

Remarks: Classification Allowance, X Group Pay and MSP as applicable will also be added to Basic Pay for calculation of pension.

Max - Drawing max of scale for more than one year
SI - Stagnation Increment



Dushay
AAO

San
SAO



Table-20


Scale of Pay in the Pay band & Grade Pay at the time of Retirement :-

From 01 Jan 1973 to 31 Dec 1985 (3rd CPC) : 1000	
From 01 Jan 1986 to 31 Dec 1995 (4th CPC) : 3300	
From 01 Jan 1996 to 09 Oct 1997 (5th CPC) : 10500-0-10500	
From 10 Oct 1997 to 31 Dec 2005 (5th CPC) : 10500-0-10500	
From 01 Jan 2006 to 31 Dec 2015 (6th CPC) : 15600-39100 + 5400 GP +1400 XPay	AI Calculated on BP+GP+XPay
Pay Level from 01 Jan 2016 (7th CPC) : Pay Matrix Level - 10	

Basic Pay from 01/01/73 to 31/12/85	Basic Pay from 01/01/86 to 31/12/95	Basic Pay from 01/01/96 to 09/10/97	Basic Pay from 10/10/97 to 31/12/05	BPay + GPay from 01/01/06 to 31/12/15	VI CPC RANGE BPay + GPay From - To	Notional Pay as on 01/01/2016
					21000-21820	56100
					21830-22490	57800
					22500-23150	59500
					23160-23850	61300
					23860-24550	63100
1000	3300	10500	10500	24930	24560-25290	65000
					25300-26070	67000
					26080-26840	69000
					26850-27660	71100
					27670-28480	73200
					28490-29330	75400
					29340-30230	77700
					30240-31120	80000
					31130-32060	82400
					32070-33030	84900
					33040-34000	87400
					34010-35010	90000
					35020-36070	92700
					36080-37150	95500
					37160-38280	98400
					38290-39450	101400
					39460-40620	104400
					40630-41820	107500
					41830-43070	110700
					43080-44350	114000
					44360-44500	117400

Remarks: Classification Allowance, X Group Pay and MSP as applicable will also be added to Basic Pay for calculation of pension

Max - Drawing max of scale for more than one year
SI - Stagnation Increment



Scale of Pay in the Pay band & Grade Pay at the time of Retirement :-

From 01 Jan 1973 to 31 Dec 1985 (3rd CPC) :	1100	
From 01 Jan 1986 to 31 Dec 1995 (4th CPC) :	3400	
From 01 Jan 1996 to 09 Oct 1997 (5th CPC) :	10850-0-10850	
From 10 Oct 1997 to 31 Dec 2005 (5th CPC) :	10850-0-10850	
From 01 Jan 2006 to 31 Dec 2015 (6th CPC) :	15600-39:00 + 6100 GP +1400 XPay	AI Calculated on 3P+GP+XPay
Pay Level From 01 Jan 2016 (7th CPC) :	Pay Matrix Level - 10B	

Table - 21

Basic Pay from 01/01/73 to 31/12/85	Basic Pay from 01/01/86 to 31/12/95	Basic Pay from 01/01/96 to 09/10/97	Basic Pay from 10/10/97 to 31/12/05	BPay + GPay from 01/01/06 to 31/12/15	VI CPC RANGE BPay + GPay From - To	Notional Pay as on 01/01/2016
					21700-23850	61300
					23860-24550	63100
					24560-25290	65000
					25300-26070	67000
1100	3400	10850	10850	26290	26080-26840	69000
					26850-27660	71100
					27670-28480	73200
					28490-29330	75400
					29340-30230	77700
					30240-31120	80000
					31130-32060	82400
					32070-33030	84900
					33040-34000	87400
					34010-35010	90000
					35020-36070	92700
					36080-37150	95500
					37160-38280	98400
					38290-39450	101400
					39460-40620	104400
					40630-41820	107500
					41830-43070	110700
					43080-44350	114000
					44360-45200	117400

Remarks: Classification Allowance, X Group Pay and MSP as applicable will also be added to Basic Pay for calculation of pension

Max - Drawing max of scale for more than one year
SI - Stagnation Increment



Arundhan
AA


[Signature]
SA

Scale of Pay in the Pay band & Grade Pay at the time of Retirement :-

From 01 Jan 1973 to 31 Dec 1985 (3rd CPC) :	230-6-242
From 01 Jan 1986 to 31 Dec 1995 (4th CPC) :	960-20-1000
From 01 Jan 1996 to 09 Oct 1997 (5th CPC) :	3080-60-3200
From 10 Oct 1997 to 31 Dec 2005 (5th CPC) :	3325-60-3445
From 01 Jan 2006 to 31 Dec 2015 (6th CPC) :	5200-20200 + 2000 GP
Pay Level from 01 Jan 2016 (7th CPC) :	Pay Matrix Level - 3

Table-22

Basic Pay from 01/01/76 to 31/12/85	Basic Pay from 01/01/86 to 31/12/95	Basic Pay from 01/01/96 to 09/10/97	Basic Pay from 10/10/97 to 31/12/05	BPay + GPay from 01/01/06 to 31/12/15	VI CPC RANGE BPay + GPay From - To	Notional Pay as on 01/01/2016
230	960	3080	3325	8250	7200-8440	21700
236	960	3080	3325	8250	7200-8440	21700
242	960	3080	3325	8250	7200-8440	21700
Max 242	980	3080	3325	8250	7200-8440	21700
SI-1 248	1000	3140	3325	8250	7200-8440	21700
SI-2 254	1000	3140	3325	8250	7200-8440	21700
SI-3 260	1000	3140	3325	8250	7200-8440	21700
0	Max 1000	3200	3325	8250	7200-8440	21700
0	SI-1 1020	3200	3325	8250	7200-8440	21700
0	SI-2 1040	3200	3325	8250	7200-8440	21700
0	SI-3 1060	3200	3325	8250	7200-8440	21700
0	0	3445	3445	8640	8450-8710	22400
0	0	0	Max 3445	8900	8720-8980	23100
0	0	0	SI-1 3505	8900	8720-8980	23100
0	0	0	SI-2 3565	9110	8990-9260	23800
0	0	0	SI-3 3625	9110	8990-9260	23800
					9270-9530	24500
					9540-9800	25200
					9810-10110	26000
					10120-10420	26800
					10430-10730	27600
					10740-11050	28400
					11060-11400	29300
					11410-11750	30200
					11760-12100	31100
					12110-12450	32000
					12460-12840	33000
					12850-13220	34000
					13230-13610	35000
					13620-14040	36100
					14050-14470	37200
					14480-14900	38300
					14910-15330	39400
					15340-15790	40600
					15800-16260	41800



Signature
Ato

Signature
Ato

					16270-16770	3100
					16780-17270	44400
					17280-17780	45700
					17790-18320	47100
					18330-18870	48500
					18880-19450	50000
					19460-20030	51500
					20040-20620	53000
					20630-21240	54600
					21250-21860	56200
					21870-22200	57900

79

Remarks: Classification Allowance, X Group Pay and MSP as applicable will also be added to Basic Pay for calculation of pension

Max - Drawing max of scale for more than one year
SI - Stagnation Increment



Scale of Pay in the Pay band & Grade Pay at the time of Retirement :-

From 01 Jan 1973 to 31 Dec 1985 (3rd CPC) :	240-6-312
From 01 Jan 1986 to 31 Dec 1995 (4th CPC) :	1000-20-1240
From 01 Jan 1996 to 09 Oct 1997 (5th CPC) :	3200-60-4100
From 10 Oct 1997 to 31 Dec 2005 (5th CPC) :	3650-60-4550
From 01 Jan 2006 to 31 Dec 2015 (6th CPC) :	5200-20200 + 2000 GP
Pay Level from 01 Jan 2016 (7th CPC) :	Pay Matrix Level - 3

Table - 23

Basic Pay from 01/01/73 to 31/12/85	Basic Pay from 01/01/86 to 31/12/95	Basic Pay from 01/01/96 to 09/10/97	Basic Pay from 10/10/97 to 31/12/05	BPay + GPay from 01/01/06 to 31/12/15	VI CPC RANGE BPay + GPay From - To	Notional Pay as on 01/01/2016
					7200-8440	21700
					8450-8710	22400
					8720-8980	23100
240	1000	3200	3650	9050	8990-9260	23800
246	1000	3200	3650	9050	8990-9260	23800
252	1000	3200	3650	9050	8990-9260	23800
258	1000	3200	3650	9050	8990-9260	23800
264	1000	3200	3650	9050	8990-9260	23800
270	1020	3200	3650	9050	8990-9260	23800
276	1020	3200	3650	9050	8990-9260	23800
282	1020	3200	3650	9050	8990-9260	23800
0	1040	3200	3650	9050	8990-9260	23800
288	1060	3260	3650	9050	8990-9260	23800
294	1060	3260	3650	9050	8990-9260	23800
0	1080	3320	3650	9050	8990-9260	23800
300	1100	3380	3650	9050	8990-9260	23800
306	1120	3440	3650	9050	8990-9260	23800
312	1120	3440	3650	9050	8990-9260	23800
Max 312	1140	3500	3650	9050	8990-9260	23800
SI-1 318	1160	3560	3650	9050	8990-9260	23800
SI-2 324	1180	3620	3650	9050	8990-9260	23800
SI-3 330	1200	3680	3710	9050	8990-9260	23800
0	1220	3740	3770	9170	9270-9530	24500
0	1240	3800	3830	9170	9270-9530	24500
0	Max 1240	3860	3890	9490	9270-9530	24500
0	SI-1 1260	3920	3950	9490	9270-9530	24500
0	SI-2 1280	3980	4010	9500	9270-9530	24500
0	SI-3 1300	4040	4070	9170	9540-9800	25200
0	0	0	4490	10160	10120-10420	26800
0	0	0	4550	10170	10430-10730	27600
0	0	0	Max 4550	10190	10740-11050	28400
0	0	0	SI-1 4610	10100	10740-11050	28400
0	0	0	SI-2 4670	11110	10740-11050	28400
0	0	0	SI-3 4730	11130	11060-11400	29300
					11410-11750	30200



Anshu
AO

[Signature]
SAO

					11760-12100	4100
					12110-12450	32000
					12460-12840	33000
					12850-13220	34000
					13230-13610	35000
					13620-14040	36100
					14050-14470	37200
					14480-14900	38300
					14910-15330	39400
					15340-15790	40600
					15800-16260	41800
					16270-16770	43100
					16780-17270	44400
					17280-17780	45700
					17790-18320	47100
					18330-18870	48500
					18880-19450	50000
					19460-20030	51500
					20040-20620	53000
					20630-21240	54600
					21250-21860	56200
					21870-22200	57900

81

Remarks: Classification Allowance, X Group Pay and MSP as applicable will also be added to Basic Pay for calculation of pension

Max - Drawing max of scale for more than one year
SI - Stagnation Increment



Scale of Pay in the Pay band & Grade Pay at the time of Retirement :-

From 01 Jan 1973 to 31 Dec 1985 (3rd CPC) :	250-6-310-8-326
From 01 Jan 1986 to 31 Dec 1995 (4th CPC) :	1040-20-1200-25-1375
From 01 Jan 1996 to 09 Oct 1997 (5th CPC) :	3320-70-4370
From 10 Oct 1997 to 31 Dec 2005 (5th CPC) :	3900-70-4950
From 01 Jan 2006 to 31 Dec 2015 (6th CPC) :	5200-20200 + 2400 GP
Pay Level from 01 Jan 2016 (7th CPC) :	Pay Matrix Level - 4

Table-24

Basic Pay from 01/01/76 to 31/12/85	Basic Pay from 01/01/86 to 31/12/95	Basic Pay from 01/01/96 to 09/10/97	Basic Pay from 10/10/97 to 31/12/05	BPay + GPay from 01/01/06 to 31/12/15	VI CPC RANGE BPay + GPay From - To	Notional Pay as on 01/01/2016
250	1040	3320	3900	9890	7600-9920	25500
256	1040	3320	3900	9890	7600-9920	25500
262	1040	3320	3900	9890	7600-9920	25500
268	1040	3320	3900	9890	7600-9920	25500
274	1040	3320	3900	9890	7600-9920	25500
280	1060	3320	3900	9890	7600-9920	25500
286	1060	3320	3900	9890	7600-9920	25500
292	1060	3320	3900	9890	7600-9920	25500
298	1080	3320	3900	9890	7600-9920	25500
304	1100	3390	3900	9890	7600-9920	25500
310	1120	3460	3900	9890	7600-9920	25500
318	1140	3530	3900	9890	7600-9920	25500
326	1160	3600	3900	9890	7600-9920	25500
Max 326	1180	3670	3900	9890	7600-9920	25500
SI-1 334	1200	3740	3900	9890	7600-9920	25500
SI-2 342	1225	3810	3900	9890	7600-9920	25500
SI-3 350	1250	3880	3900	9890	7600-9920	25500
0	1275	3950	3970	9890	7600-9920	25500
0	1300	4020	4040	9920	7600-9920	25500
0	1325	4090	4110	10050	9930-10230	26300
0	1350	4160	4180	10180	9930-10230	26300
0	1375	4230	4250	10310	10240-10540	27100
0	Max 1375	4300	4320	10440	10240-10540	27100
0	SI-1 1400	4370	4390	10570	10550-10850	27900
0	SI-2 1425	4370	4390	10570	10550-10850	27900
0	SI-3 1450	4370	4390	10570	10550-10850	27900
0	0	0	4460	10700	10550-10850	27900
0	0	0	4530	10830	10550-10850	27900
0	0	0	4600	10960	10860-11160	28700
0	0	0	4670	11090	10860-11160	28700
0	0	0	4740	11220	11170-11510	29600
0	0	0	4810	11350	11170-11510	29600
0	0	0	4880	11480	11170-11510	29600
0	0	0	4950	11610	11520-11860	30500
0	0	0	Max 4950	11760	11870-12210	31400



Signature
AA

Signature
SA

0	0	0	SI-1 5020	12100	11870-12210	1400
0	0	0	SI-2 5090	12230	12220-12560	32300
0	0	0	SI-3 5160	12360	12220-12560	32300
					12570-12950	33300
					12960-13340	34300
					13350-13730	35300
					13740-14160	36400
					14170-14590	37500
					14600-15010	38600
					15020-15480	39800
					15490-15950	41000
					15960-16420	42200
					16430-16920	43500
					16930-17430	44800
					17440-17930	46100
					17940-18480	47500
					18490-19020	48900
					19030-19610	50400
					19620-20190	51900
					20200-20810	53500
					20820-21430	55100
					21440-22100	56800
					22110-22600	58500

Remarks: Classification Allowance, X Group Pay and MSP as applicable will also be added to Basic Pay for calculation of pension

Max - Drawing max of scale for more than one year
SI - Stagnation Increment



Scale of Pay in the Pay band & Grade Pay at the time of Retirement :-

From 01 Jan 1973 to 31 Dec 1985 (3rd CPC) :	300-8-380
From 01 Jan 1986 to 31 Dec 1995 (4th CPC) :	1180-25-1430-30-1580
From 01 Jan 1996 to 09 Oct 1997 (5th CPC) :	3775-85-5050
From 10 Oct 1997 to 31 Dec 2005 (5th CPC) :	4320-85-5555
From 01 Jan 2006 to 31 Dec 2015 (6th CPC) :	5200-20200 + 2300 GP
Pay Level from 01 Jan 2016 (7th CPC) :	Pay Matrix Level - 5

Table-25

Basic Pay from 01/01/76 to 31/12/85	Basic Pay from 01/01/86 to 31/12/95	Basic Pay from 01/01/96 to 09/10/97	Basic Pay from 10/10/97 to 31/12/05	BPay + GPay from 01/01/06 to 31/12/15	VI CPC RANGE BPay + GPay From - To	Notional Pay as on 01/01/2016
300	1180	3775	4320	10340	8000-11360	29200
308	1180	3775	4320	10340	8000-11360	29200
316	1180	3775	4320	10340	8000-11360	29200
324	1180	3775	4320	10340	8000-11360	29200
332	1180	3775	4320	10340	8000-11360	29200
340	1205	3775	4320	10340	8000-11360	29200
348	1205	3775	4320	10340	8000-11360	29200
356	1230	3775	4320	10340	8000-11360	29200
364	1255	3860	4320	10340	8000-11360	29200
372	1280	3945	4320	10340	8000-11360	29200
380	1305	4030	4320	10340	8000-11360	29200
Max 380	1330	4115	4320	10340	8000-11360	29200
SI-1 388	1355	4200	4320	10340	8000-11360	29200
SI-2 396	1380	4285	4320	10340	8000-11360	29200
SI-3 404	1405	4370	4405	11000	8000-11360	29200
0	1430	4370	4405	11000	8000-11360	29200
0	1460	4455	4490	11600	8000-11360	29200
0	0	0	4575	11110	8000-11360	29200
0	1490	4625	4660	11470	11370-11710	30100
0	1520	4710	4745	11630	11370-11710	30100
0	1550	4795	4830	11790	11720-12060	31000
0	1580	4880	4915	11950	11720-12060	31000
0	Max 1580	4965	5000	12000	12070-12410	31900
0	SI-1 1610	5050	5085	12060	12070-12410	31900
0	SI-2 1640	5050	5085	12060	12070-12410	31900
0	SI-3 1670	5050	5085	12060	12070-12410	31900
0	0	0	5170	12420	12420-12800	32900
0	0	0	5255	12580	12420-12800	32900
0	0	0	5340	12740	12420-12800	32900
0	0	0	5425	12900	12810-13190	33900
0	0	0	5510	13050	12810-13190	33900
0	0	0	5595	13210	13200-13570	34900
0	0	0	Max 5595	13310	13580-13960	35900
0	0	0	SI-1 5680	13480	13580-13960	35900
0	0	0	SI-2 5765	13640	13580-13960	35900



Anubas...
AAO

SA

0	0	0	SI-3 5850	14100	13970-14390	17000
					14400-14820	38100
					14830-15250	39200
					15260-15720	40400
					15730-16180	41600
					16190-16650	42800
					16660-17150	44100
					17160-17660	45400
					17670-18210	46800
					18220-18750	48200
					18760-19290	49600
					19300-19880	51100
					19890-20460	52600
					20470-21080	54200
					21090-21710	55800
					21720-22370	57500
					22380-23000	59200

85

Remarks: Classification Allowance, X Group Pay and MSP as applicable will also be added to Basic Pay for calculation of pension

Max - Drawing max of scale for more than one year
SI - Stagnation Increment




Scale of Pay in the Pay band & Grade Pay at the time of Retirement :-

From 01 Jan 1973 to 31 Dec 1985	(3rd CPC)	: 385-15-475
From 01 Jan 1986 to 31 Dec 1995	(4th CPC)	: 1450-40-2050-50-2190
From 01 Jan 1996 to 09 Oct 1997	(5th CPC)	: 4650-125-6500
From 10 Oct 1997 to 31 Dec 2005	(5th CPC)	: 5620-140-8140
From 01 Jan 2006 to 31 Dec 2015	(6th CPC)	: 9300-34800 + 4200 GP
Pay Level from 01 Jan 2016	(7th CPC)	: Pay Matrix Level - 6

Table - 6

Basic Pay from 01/01/73 to 31/12/85	Basic Pay from 01/01/86 to 31/12/95	Basic Pay from 01/01/96 to 09/10/97	Basic Pay from 10/10/97 to 31/12/05	BPay + GPay from 01/01/06 to 31/12/15	VI CPC RANGE BPay + GPay From - To	Notional Pay as on 01/01/2016
					13500-13770	35400
					13780-14200	36500
					14210-14630	37600
385	1450	4650	5620	14660	14640-15050	38700
400	1450	4650	5620	14660	14640-15050	38700
415	1450	4650	5620	14660	14640-15050	38700
430	1450	4650	5620	14660	14640-15050	38700
445	1450	4650	5620	14660	14640-15050	38700
460	1490	4650	5620	14660	14640-15050	38700
475	1490	4650	5620	14660	14640-15050	38700
Max 475	1530	4775	5620	14660	14640-15050	38700
SI-1 490	1570	4900	5620	14660	14640-15050	38700
SI-2 505	1610	4900	5620	14660	14640-15050	38700
SI-3 520	1650	5025	5620	14660	14640-15050	38700
0	1690	5150	5620	14660	14640-15050	38700
0	1730	5275	5620	14660	14640-15050	38700
0	1770	5400	5620	14660	14640-15050	38700
0	1810	5525	5620	14660	14640-15050	38700
0	1850	5650	5760	14660	14640-15050	38700
0	1890	5775	5900	15180	15060-15520	39900
0	1930	5900	5900	15180	15060-15520	39900
0	1970	6025	6040	15140	15060-15520	39900
0	2010	6150	6180	15700	15530-15990	41100
0	2050	6275	6320	15960	15530-15990	41100
0	2090	6400	6460	16220	16000-16450	42300
0	2140	6525	6600	16480	16460-16960	43600
0	2190	6650	6740	16740	16460-16960	43600
0	Max 2190	6775	6880	17000	16970-17470	44900
0	SI-1 2240	6900	7020	17160	16970-17470	44900
0	SI-2 2290	6900	7020	17160	16970-17470	44900
0	SI-3 2340	6900	7020	17160	16970-17470	44900
0	0	0	7160	17320	17480-17970	46200
0	0	0	7300	17780	17480-17970	46200
0	0	0	7440	18040	17980-18520	47600
0	0	0	7580	18100	17980-18520	47600



Signature
ADP

Signature
SAO

0	0	0	7720	18560	18530-19060	3000
0	0	0	7860	18820	18530-19060	49000
0	0	0	8000	19080	19070-19640	50500
0	0	0	8140	19350	19070-19640	50500
0	0	0	Max 8140	19930	19650-20230	52000
0	0	0	SI-1 8280	20200	19650-20230	52000
0	0	0	SI-2 8420	20470	20240-20850	53600
0	0	0	SI-3 8560	20740	20240-20850	53600
					20860-21470	55200
					21480-22140	56900
					22150-22800	58600
					22810-23500	60400
					23510-24200	62200
					24210-24940	64100
					24950-25680	66000
					25690-26450	68000
					26460-27230	70000
					27240-28050	72100
					28060-28910	74300
					28920-29760	76500
					29770-30660	78800
					30670-31590	81200
					31600-32520	83600
					32530-33500	86100
					33510-34510	88700
					34520-35560	91400
					35570-36610	94100
					36620-37700	96900
					37710-38830	99800
					38840-39000	102800

87

Remarks: Classification Allowance, X Group Pay and MSP as applicable will also be added to Basic Pay for calculation of pension

Max - Drawing max of scale for more than one year
SI - Stagnation Increment



Scale of Pay in the Pay band & Grade Pay at the time of Retirement :-

From 01 Jan 1973 to 31 Dec 1985 (3rd CPC) :	480-20-600
From 01 Jan 1986 to 31 Dec 1995 (4th CPC) :	1700-50-2300-60-2540
From 01 Jan 1996 to 09 Oct 1997 (5th CPC) :	5620-155-8100
From 10 Oct 1997 to 31 Dec 2005 (5th CPC) :	6600-170-9320
From 01 Jan 2006 to 31 Dec 2015 (6th CPC) :	9300-34800 + 4600 GP
Pay Level from 01 Jan 2016 (7th CPC) :	Pay Matrix Level - 7

Table - 27

Basic Pay from 01/01/73 to 31/12/85	Basic Pay from 01/01/86 to 31/12/95	Basic Pay from 01/01/96 to 09/10/97	Basic Pay from 10/10/97 to 31/12/05	BPay + GPa from 01/01/06 to 31/12/15	VI CPC RANGE BPay + GPay From - To	Notional Pay as on 01/01/2016
480	1700	5620	6600	16880	13900-17470	44900
500	1700	5620	6600	16880	13900-17470	44900
520	1700	5620	6600	16880	13900-17470	44900
540	1700	5620	6600	16880	13900-17470	44900
560	1700	5620	6600	16880	13900-17470	44900
580	1750	5620	6600	16880	13900-17470	44900
600	1750	5620	6600	16880	13900-17470	44900
Max 600	1800	5620	6600	16880	13900-17470	44900
SI-1 620	1850	5620	6600	16880	13900-17470	44900
SI-2 640	1900	5775	6600	16880	13900-17470	44900
SI-3 660	1950	5930	6600	16880	13900-17470	44900
0	2000	6085	6600	16880	13900-17470	44900
0	2050	6240	6600	16880	13900-17470	44900
0	2100	6395	6600	16880	13900-17470	44900
0	2150	6550	6600	16880	13900-17470	44900
0	2200	6705	6770	17300	13900-17470	44900
0	2250	6860	6940	17510	17480-17970	46200
0	2300	7015	7110	17830	17480-17970	46200
0	2360	7170	7280	18150	17980-18520	47600
0	2420	7325	7450	18460	17980-18520	47600
0	0	0	7620	18780	18530-19060	49000
0	2480	7635	7790	19190	19070-19640	50500
0	2540	7790	7790	19190	19070-19640	50500
0	Max 2540	7945	7960	19410	19070-19640	50500
0	SI-1 2600	8100	8130	19730	19650-20230	52000
0	SI-2 2660	8100	8130	19730	19650-20230	52000
0	SI-3 2720	8100	8130	19730	19650-20230	52000
0	0	0	8300	20140	19650-20230	52000
0	0	0	8470	20360	20240-20850	53600
0	0	0	8640	20580	20240-20850	53600
0	0	0	8810	20800	20860-21470	55200
0	0	0	8980	21020	20860-21470	55200
0	0	0	9150	21240	21480-22140	56900
0	0	0	9320	21460	21480-22140	56900
0	0	0	Max 9320	22000	22150-22800	58600



Anusha
AAO

SAO

0	0	0	SI-1 9490	22930	22810-23500	55400
0	0	0	SI-2 9660	23250	22810-23500	60400
0	0	0	SI-3 9830	23580	23510-24200	62200
					24210-24940	64100
					24950-25680	66000
					25690-26450	68000
					26460-27230	70000
					27240-28050	72100
					28060-28910	74300
					28920-29760	76500
					29770-30660	78800
					30670-31590	81200
					31600-32520	83600
					32530-33500	86100
					33510-34510	88700
					34520-35560	91400
					35570-36610	94100
					36620-37700	96900
					37710-38830	99800
					38840-39400	102800

89

Remarks: Classification Allowance, X Group Pay and MSP as applicable will also be added to Basic Pay for calculation of pension

Max - Drawing max of scale for more than one year
 SI - Stagnation Increment



Scale of Pay in the Pay band & Grade Pay at the time of Retirement :-

From 01 Jan 1973 to 31 Dec 1985 (3rd CPC) :	600-25-700
From 01 Jan 1986 to 31 Dec 1995 (4th CPC) :	2000-60-2540-75-2915
From 01 Jan 1996 to 09 Oct 1997 (5th CPC) :	6600-200-9400
From 10 Oct 1997 to 31 Dec 2005 (5th CPC) :	6750-200-9550
From 01 Jan 2006 to 31 Dec 2015 (6th CPC) :	9300-34800 + 4800 GP
Pay Level from 01 Jan 2016 (7th CPC) :	Pay Matrix Level - 8

Table - 28

Basic Pay from 01/01/73 to 31/12/85	Basic Pay from 01/01/86 to 31/12/95	Basic Pay from 01/01/96 to 09/10/97	Basic Pay from 10/10/97 to 31/12/05	BPay + GPay from 01/01/06 to 31/12/15	VI CPC RANGE BPay + GPay From - To	Notional Pay as on 01/01/2016
600	2000	6600	6750	17360	14100-18520	47600
625	2000	6600	6750	17360	14100-18520	47600
650	2000	6600	6750	17360	14100-18520	47600
675	2000	6600	6750	17360	14100-18520	47600
700	2060	6600	6750	17360	14100-18520	47600
Max 700	2120	6600	6750	17360	14100-18520	47600
SI-1 725	2180	6800	6950	17730	14100-18520	47600
SI-2 750	2240	6800	6950	17730	14100-18520	47600
SI-3 775	2300	7000	7150	18100	14100-18520	47600
0	2360	7200	7350	18480	14100-18520	47600
0	2420	7400	7550	18350	18530-19060	49000
0	2480	7600	7750	19220	19070-19640	50500
0	2540	7800	7950	19590	19070-19640	50500
0	2615	8000	8150	19160	19650-20230	52000
0	2690	8200	8350	20140	20240-20850	53600
0	2765	8400	8550	20710	20240-20850	53600
0	2840	8600	8750	21080	20860-21470	55200
0	2915	8800	8950	21450	20860-21470	55200
0	Max 2915	9000	9150	21820	21480-22140	56900
0	0	0	9350	22100	22150-22800	58600
0	SI-1 2990	9400	9550	22570	22150-22800	58600
0	SI-2 3065	9400	9550	22570	22150-22800	58600
0	SI-3 3140	9400	9550	22970	22150-22800	58600
0	0	0	Max 9550	23350	22810-23500	60400
0	0	0	SI-1 9750	23730	23510-24200	62200
0	0	0	SI-2 9950	24110	23510-24200	62200
0	0	0	SI-3 10150	24490	24210-24940	64100
					24950-25680	66000
					25690-26450	68000
					26460-27230	70000
					27240-28050	72100
					28060-28910	74300
					28920-29760	76500
					29770-30660	78800
					30670-31590	81200



Amohan
AAO

S/O
SAO

					31600-32520	83600
					32530-33500	86100
					33510-34510	88700
					34520-35560	91400
					35570-36610	94100
					36620-37700	96900
					37710-38830	99800
					38840-39600	102800

91

Remarks: Classification Allowance, X Group Pay and MSP as applicable will also be added to Basic Pay for calculation of pension

Max - Drawing max of scale for more than one year
 SI - Stagnation Increment



Scale of Pay in the Pay band & Grade Pay at the time of Retirement :-

From 01 Jan 1973 to 31 Dec 1985	(3rd CPC)	: 1000
From 01 Jan 1986 to 31 Dec 1995	(4th CPC)	: 3300
From 01 Jan 1996 to 09 Oct 1997	(5th CPC)	: 10500-0-10500
From 10 Oct 1997 to 31 Dec 2005	(5th CPC)	: 10500-0-10500
From 01 Jan 2006 to 31 Dec 2015	(6th CPC)	: 15600-39100 - 5400 GP
Pay Level from 01 Jan 2016	(7th CPC)	: Pay Matrix Level - 10

Table-29

Basic Pay from 01/01/73 to 31/12/85	Basic Pay from 01/01/86 to 31/12/95	Basic Pay from 01/01/96 to 09/10/97	Basic Pay from 10/10/97 to 31/12/05	BPay + GPay from 01/01/06 to 31/12/15	VI CPC RANGE BPay + GPay From - To	Notional Pay as on 01/01/2016
					21000-21820	56100
					21830-22490	57800
					22500-23150	59500
					23160-23850	61300
					23860-24550	63100
1000	3300	10500	10500	24930	24560-25290	65000
					25300-26070	67000
					26080-26840	69000
					26850-27660	71100
					27670-28480	73200
					28490-29330	75400
					29340-30230	77700
					30240-31120	80000
					31130-32060	82400
					32070-33030	84900
					33040-34000	87400
					34010-35010	90000
					35020-36070	92700
					36080-37150	95500
					37160-38280	98400
					38290-39450	101400
					39460-40620	104400
					40630-41820	107500
					41830-43070	110700
					43080-44350	114000
					44360-44500	117400

Remarks: Classification Allowance, X Group Pay and MSP as applicable will also be added to Basic Pay for calculation of pension

Max - Drawing max of scale for more than one year
 SI - Stagnation Increment



Signature
 AAo

Signature
 SAo

93

Scale of Pay in the Pay band & Grade Pay at the time of Retirement :-

From 01 Jan 1973 to 31 Dec 1985 (3rd CPC)	: 1000
From 01 Jan 1986 to 31 Dec 1995 (4th CPC)	: 3300
From 01 Jan 1996 to 09 Oct 1997 (5th CPC)	: 10500-0-10500
From 10 Oct 1997 to 31 Dec 2005 (5th CPC)	: 10500-0-10500
From 01 Jan 2006 to 31 Dec 2015 (6th CPC)	: 15600-39100 + 5400 GP
Pay Level from 01 Jan 2016 (7th CPC)	: Pay Matrix Level - 10

Table-30

Basic Pay from 01/01/73 to 31/12/85	Basic Pay from 01/01/86 to 31/12/95	Basic Pay from 01/01/96 to 09/10/97	Basic Pay from 10/10/97 to 31/12/05	BPay + GPay from 01/01/06 to 31/12/15	VI CPC RANGE BPay + GPay From - To	Notional Pay as on 01/01/2016
					21000-21820	56100
					21830-22490	57800
					22500-23150	59500
					23160-23850	61300
					23860-24550	63100
1000	3300	10500	10500	24930	24560-25290	65000
					25300-26070	67000
					26080-26840	69000
					26850-27660	71100
					27670-28480	73200
					28490-29330	75400
					29340-30230	77700
					30240-31120	80000
					31130-32060	82400
					32070-33030	84900
					33040-34000	87400
					34010-35010	90000
					35020-36070	92700
					36080-37150	95500
					37160-38280	98400
					38290-39450	101400
					39460-40620	104400
					40630-41820	107500
					41830-43070	110700
					43080-44350	114000
					44360-44500	117400

Remarks: Classification Allowance, X Group Pay and MSP as applicable will also be added to Basic Pay for calculation of pension

Max - Drawing max of scale for more than one year
 SI - Stagnation Increment



97

Scale of Pay in the Pay band & Grade Pay at the time of Retirement :-

From 01 Jan 1973 to 31 Dec 1985 (3rd CPC) :	1100
From 01 Jan 1986 to 31 Dec 1995 (4th CPC) :	3400
From 01 Jan 1996 to 09 Oct 1997 (5th CPC) :	10850-0-10850
From 10 Oct 1997 to 31 Dec 2005 (5th CPC) :	10850-0-10850
From 01 Jan 2006 to 31 Dec 2015 (6th CPC) :	15600-39100 + 6100 GP
Pay Level from 01 Jan 2016 (7th CPC) :	Pay Matrix Level - 10B

Table - 31

Basic Pay from 01/01/73 to 31/12/85	Basic Pay from 01/01/86 to 31/12/95	Basic Pay from 01/01/96 to 09/10/97	Basic Pay from 10/10/97 to 31/12/05	BPay + GPay from 01/01/06 to 31/12/15	VI CPC RANGE BPay + GPay From - To	Notional Pay as on 01/01/2016
					21700-23850	61300
					23860-24550	63100
					24560-25290	65000
					25300-26070	67000
1100	3400	10850	10850	26290	26080-26840	69000
					26850-27660	71100
					27670-28480	73200
					28490-29330	75400
					29340-30230	77700
					30240-31120	80000
					31130-32060	82400
					32070-33030	84900
					33040-34000	87400
					34010-35010	90000
					35020-36070	92700
					36080-37150	95500
					37160-38280	98400
					38290-39450	101400
					39460-40620	104400
					40630-41820	107500
					41830-43070	110700
					43080-44350	114000
					44360-45200	117400

Remarks: Classification Allowance, X Group Pay and MSP as applicable will also be added to Basic Pay for calculation of pension

Max - Drawing max of scale for more than one year
SI - Stagnation Increment



Arora
AAO

S/S
SAs

Scale of Pay in the Pay band & Grade Pay at the time of Retirement :-

From 01 Jan 1973 to 31 Dec 1985	(3rd CPC) :	1460-25-1710-30-1860
From 01 Jan 1986 to 31 Dec 1995	(4th CPC) :	4670-85-5945
From 01 Jan 1996 to 09 Oct 1997	(5th CPC) :	4320-85-5555
From 10 Oct 1997 to 31 Dec 2005	(5th CPC) :	5200-20200 + 2800 GP
From 01 Jan 2006 to 31 Dec 2015	(6th CPC) :	Pay Matrix Level - 5
Pay Level from 01 Jan 2016	(7th CPC) :	

Table-31 A

Basic Pay from 01/01/73 to 31/12/85	Basic Pay from 01/01/86 to 31/12/95	Basic Pay from 01/01/96 to 09/10/97	Basic Pay from 10/10/97 to 31/12/05	BPay + GPay from 01/01/06 to 31/12/15	VI CPC RANGE BPay + GPay From - To	Notional Pay as on 01/01/2016
0	0	0	4320	10840	8000-11360	29200
0	0	0	4405	11000	8000-11360	29200
0	0	0	4490	11160	8000-11360	29200
0	0	0	4575	11310	8000-11360	29200
0	0	0	4660	11470	11370-11710	30100
0	1460	4670	4745	11630	11370-11710	30100
0	1485	4670	4745	11630	11370-11710	30100
0	1510	4670	4745	11630	11370-11710	30100
0	1535	4755	4830	11790	11720-12060	31000
0	1560	4755	4830	11790	11720-12060	31000
0	1585	4840	4915	11950	11720-12060	31000
0	1610	4925	5000	12100	12070-12410	31900
0	1635	5010	5085	12260	12070-12410	31900
0	1660	5095	5170	12420	12420-12800	32900
0	1685	5180	5255	12580	12420-12800	32900
0	1710	5265	5340	12740	12420-12800	32900
0	1740	5350	5425	12900	12810-13190	33900
0	1770	5435	5510	13050	12810-13190	33900
0	1800	5520	5595	13210	13200-13570	34900
0	1830	5605	5605	13230	13200-13570	34900
0	1860	5690	5690	13390	13200-13570	34900
0	Max 1860	5775	5775	13550	13200-13570	34900
0	SI-1 1890	5860	5860	13700	13580-13960	35900
0	SI-2 1920	5945	5945	13860	13580-13960	35900
0	SI-3 1950	5945	5945	13860	13580-13960	35900
					13970-14390	37000
					14400-14820	38100
					14830-15250	39200
					15260-15720	40400
					15730-16180	41600
					16190-16650	42800
					16660-17150	44100
					17160-17660	45400
					17670-18210	46800
					18220-18750	48200



AAO(H)

BAO(H)

					18760-19290	9600
					19300-19880	51100
					19890-20460	52600
					20470-21080	54200
					21090-21710	55800
					21720-22370	57500
					22380-23000	59200

96

Remarks: Classification Allowance, X Group Pay and MSP as applicable will also be added to Basic Pay for calculation of pension

5th CPC Max of scale and Stagnation Increments data is given in main "Y" group tables.

~~AAO(N)~~

~~SAO(N)~~



Scale of Pay in the Pay band & Grade Pay at the time of Retirement :-

From 01 Jan 1973 to 31 Dec 1985	(3rd CPC)	:
From 01 Jan 1986 to 31 Dec 1995	(4th CPC)	: 1730-40-2090-50-2540
From 01 Jan 1996 to 09 Oct 1997	(5th CPC)	: 5530-125-7780
From 10 Oct 1997 to 31 Dec 2005	(5th CPC)	: 5620-140-8140
From 01 Jan 2006 to 31 Dec 2015	(6th CPC)	: 9300-34800 + 4200 GP
Pay Level from 01 Jan 2016	(7th CPC)	: Pay Matrix Level - 6

Table-32

Basic Pay from 01/01/76 to 31/12/85	Basic Pay from 01/01/86 to 31/12/95	Basic Pay from 01/01/96 to 09/10/97	Basic Pay from 10/10/97 to 31/12/05	BPay + GPay from 01/01/06 to 31/12/15	VI CPC RANGE BPay + GPay From - To	Notional Pay as on 01/01/2016
					13500-13770	35400
					13780-14200	36500
					14210-14630	37600
0	1730	5530	5620	14660	14640-15050	38700
0	1770	5530	5620	14660	14640-15050	38700
0	1810	5530	5620	14660	14640-15050	38700
0	1850	5655	5760	14920	14640-15050	38700
0	1890	5780	5900	15180	15060-15520	39900
0	1930	5905	6040	15440	15060-15520	39900
0	1970	6030	6040	15440	15060-15520	39900
0	2010	6155	6180	15700	15530-15990	41100
0	2050	6280	6320	15960	15530-15990	41100
0	2090	6405	6460	16220	16000-16450	42300
0	2140	6530	6600	16480	16460-16960	43600
0	2190	6655	6740	16740	16460-16960	43600
0	2240	6780	6880	17000	16970-17470	44900
0	0	0	7020	17260	16970-17470	44900
0	2290	7030	7160	17520	17480-17970	46200
0	2340	7155	7160	17520	17480-17970	46200
0	2390	7280	7300	17780	17480-17970	46200
0	2440	7405	7440	18040	17980-18520	47600
0	2490	7530	7580	18300	17980-18520	47600
0	0	0	7720	18560	18530-19060	49000
0	Max 2540	7780	7860	18820	18530-19060	49000
0	SI-1 2590	7780	7860	18820	18530-19060	49000
0	SI-2 2640	7780	7860	18820	18530-19060	49000
0	SI-3 2690	7780	7860	18820	18530-19060	49000
0	0	0	8000	19080	19070-19640	50500
0	0	0	8140	19350	19070-19640	50500
					19650-20230	52000
					20240-20850	53600
					20860-21470	55200
					21480-22140	56900
					22150-22800	58600
					22810-23500	60400



[Signature]
AAO(N)

[Signature]
SAO(N)

					23510-24200	2200
					24210-24940	64100
					24950-25680	66000
					25690-26450	68000
					26460-27230	70000
					27240-28050	72100
					28060-28910	74300
					28920-29760	76500
					29770-30660	78800
					30670-31590	81200
					31600-32520	83600
					32530-33500	86100
					33510-34510	88700
					34520-35560	91400
					35570-36610	94100
					36620-37700	96900
					37710-38830	99800
					38840-39000	102800

98

Remarks: Classification Allowance, X Group Pay and MSP as applicable will also be added to Basic Pay for calculation of pension

5th CPC Max of scale and Stagnation Increments data is given in main "Y" group tables.

[Signature]
AAO(H)

[Signature]
SAO(H)




Scale of Pay in the Pay band & Grade Pay at the time of Retirement :-

From 01 Jan 1973 to 31 Dec 1985 (3rd CPC) :	
From 01 Jan 1986 to 31 Dec 1995 (4th CPC) :	1980-50-2280-60-2580-75-2955
From 01 Jan 1996 to 09 Oct 1997 (5th CPC) :	6495-175-9295
From 10 Oct 1997 to 31 Dec 2005 (5th CPC) :	6600-170-9220
From 01 Jan 2006 to 31 Dec 2015 (6th CPC) :	9300-34800 + 4600 GP
Pay Level from 01 Jan 2016 (7th CPC) :	Pay Matrix Level - 7

Table-33

Basic Pay from 01/01/78 to 31/12/85	Basic Pay from 01/01/86 to 31/12/95	Basic Pay from 01/01/96 to 09/10/97	Basic Pay from 10/11/97 to 31/12/05	BPay + GPay from 01/01/06 to 31/12/15	VI CPC RANGE BPay + GPay From - To	Notional Pay as on 01/01/2016
01	1980	6495	6600	16380	13900-17470	44900
01	2030	6495	6600	16380	13900-17470	44900
01	2080	6495	6600	16380	13900-17470	44900
01	2130	6495	6600	16380	13900-17470	44900
01	2180	6670	6770	17200	13900-17470	44900
01	2230	6845	6940	17510	17480-17970	46200
01	2280	7020	7110	17830	17480-17970	46200
01	2340	7195	7280	18150	17980-18520	47600
01	2400	7370	7450	18460	17980-18520	47600
01	2460	7545	7620	18780	18530-19060	49000
01	2520	7720	7790	19090	19070-19640	50500
01	2580	7895	7960	19410	19070-19640	50500
01	2655	8070	8130	19730	19650-20230	52000
01	2730	8245	8300	20040	19650-20230	52000
01	01	01	8470	20360	20240-20850	53600
01	2805	8595	8640	20680	20240-20850	53600
01	2880	8770	8810	20990	20860-21470	55200
01	2955	8945	8980	21310	20860-21470	55200
01	01	01	9150	21620	21480-22140	56900
01	Max 2955	9295	9320	21940	21480-22140	56900
01	SI-1 3030	9295	9320	21940	21480-22140	56900
01	SI-2 3105	9295	9320	21940	21480-22140	56900
01	SI-3 3180	9295	9320	21940	21480-22140	56900
					22150-22800	58600
					22810-23500	60400
					23510-24200	62200
					24210-24940	64100
					24950-25680	66000
					25690-26450	68000
					26460-27230	70000
					27240-28050	72100
					28060-28910	74300
					28920-29760	76500
					29770-30660	78800



[Signature]
AAO(IN)

[Signature]
AAO(IN)

				30670-31590	81200
				31600-32520	83600
				32530-33500	86100
				33510-34510	88700
				34520-35560	91400
				35570-36610	94100
				36620-37700	96900
				37710-38830	99800
				38840-39400	102800

100

Remarks: Classification Allowance, X Group Pay and MSP as applicable will also be added to Basic Pay for calculation of pension

5th epc Max of scale and Stagnation Increments data is given in main "y" group tables.

[Signature]
AAO(N)

[Signature]
SAO(N)




Scale of Pay in the Pay band & Grade Pay at the time of Retirement :-

From 01 Jan 1973 to 31 Dec 1985 (3rd CPC) :	
From 01 Jan 1986 to 31 Dec 1995 (4th CPC) :	2250-60-2490-75-3240
From 01 Jan 1996 to 09 Oct 1997 (5th CPC) :	7400-200-10200
From 10 Oct 1997 to 31 Dec 2005 (5th CPC) :	6750-200-9550
From 01 Jan 2006 to 31 Dec 2015 (6th CPC) :	9300-34800 + 4300 GP
Pay Level from 01 Jan 2016 (7th CPC) :	Pay Matrix Level - 8

Table-34

Basic Pay from 01/01/73 to 31/12/85	Basic Pay from 01/01/86 to 31/12/95	Basic Pay from 01/01/96 to 09/10/97	Basic Pay from 10/10/97 to 31/12/05	BPay + GPa/ from 01/01/06 to 31/12/15	VI CPC RANGE BPay + GPay From - To	Notional Pay as on 01/01/2016
0	0	0	6750	17380	14100-18520	47600
0	0	0	6950	17730	14100-18520	47600
0	0	0	7150	18000	14100-18520	47600
0	0	0	7350	18480	14100-18520	47600
0	2250	7400	7550	18850	18530-19060	49000
0	2310	7400	7550	18850	18530-19060	49000
0	2370	7400	7550	18850	18530-19060	49000
0	2430	7400	7550	18850	18530-19060	49000
0	2490	7600	7750	19220	19070-19640	50500
0	2565	7800	7950	19590	19070-19640	50500
0	2640	8000	8150	19960	19650-20230	52000
0	2715	8200	8350	20340	20240-20850	53600
0	0	0	8550	20710	20240-20850	53600
0	2790	8600	8750	21080	20860-21470	55200
0	2865	8800	8950	21450	20860-21470	55200
0	2940	9000	9150	21820	21480-22140	56900
0	3015	9200	9350	22200	22150-22800	58600
0	3090	9400	9550	22570	22150-22800	58600
0	3165	9600	9600	22660	22150-22800	58600
0	3240	9800	9800	23030	22810-23500	60400
0	Max 3240	10000	10000	23400	22810-23500	60400
0	SI-1 3315	10200	10200	23780	23510-24200	62200
0	SI-2 3390	10200	10200	23780	23510-24200	62200
0	SI-3 3465	10200	10200	23780	23510-24200	62200
					24210-24940	64100
					24950-25680	66000
					25690-26450	68000
					26460-27230	70000
					27240-28050	72100
					28060-28910	74300
					28920-29760	76500
					29770-30660	78800
					30670-31590	81200
					31600-32520	83600



A. Anhe
AAD(M)

SAD(M)

					32530-33500	86100
					33510-34510	88700
					34520-35560	91400
					35570-36610	94100
					36620-37700	96900
					37710-38830	99800
					38840-39600	102800

102

Remarks: Classification Allowance, X Group Pay and MSP as applicable will also be added to Basic Pay for calculation of pension

5th CPC Max of scale and Stagnation Increments data is given in main "Y" group tables.

~~AAO~~ AAO(H)

~~SAO~~ SAO(H)



Scale of Pay in the Pay band & Grade Pay at the time of Retirement :-

From 01 Jan 1973 to 31 Dec 1985 (3rd CPC) :	1000
From 01 Jan 1986 to 31 Dec 1995 (4th CPC) :	3300
From 01 Jan 1996 to 09 Oct 1997 (5th CPC) :	10500-0-10500
From 10 Oct 1997 to 31 Dec 2005 (5th CPC) :	10500-0-10500
From 01 Jan 2006 to 31 Dec 2015 (6th CPC) :	15600-39100 - 5400 GP
Pay Level from 01 Jan 2016 (7th CPC) :	Pay Matrix Level - 10

Table-35

Basic Pay from 01/01/73 to 31/12/85	Basic Pay from 01/01/86 to 31/12/95	Basic Pay from 01/01/96 to 09/10/97	Basic Pay from 10/10/97 to 31/12/05	BPay + GPay from 01/01/06 to 31/12/15	VI CPC RANGE BPay + GPay From - To	Notional Pay as on 01/01/2016
					21000-21820	56100
					21830-22490	57800
					22500-23150	59500
					23160-23850	61300
					23860-24550	63100
1000	3300	10500	10500	24930	24560-25290	65000
					25300-26070	67000
					26080-26840	69000
					26850-27660	71100
					27670-28480	73200
					28490-29330	75400
					29340-30230	77700
					30240-31120	80000
					31130-32060	82400
					32070-33030	84900
					33040-34000	87400
					34010-35010	90000
					35020-36070	92700
					36080-37150	95500
					37160-38280	98400
					38290-39450	101400
					39460-40620	104400
					40630-41820	107500
					41830-43070	110700
					43080-44350	114000
					44360-44500	117400

Remarks: Classification Allowance, X Group Pay and MSP as applicable will also be added to Basic Pay for calculation of pension

Max of scale and stagnation Increments data is given in main "Y" group tables.



[Signature]
AAO(H)

[Signature]
SAO(H)

Scale of Pay in the Pay band & Grade Pay at the time of Retirement :-

From 01 Jan 1973 to 31 Dec 1985 (3rd CPC) :	1000
From 01 Jan 1986 to 31 Dec 1995 (4th CPC) :	3300
From 01 Jan 1996 to 09 Oct 1997 (5th CPC) :	10500-0-10500
From 10 Oct 1997 to 31 Dec 2005 (5th CPC) :	10500-0-10500
From 01 Jan 2006 to 31 Dec 2015 (6th CPC) :	15600-39100 + 5400 GP
Pay Level from 01 Jan 2016 (7th CPC) :	Pay Matrix Level - 10

Table-36

Basic Pay from 01/01/73 to 31/12/85	Basic Pay from 01/01/86 to 31/12/95	Basic Pay from 01/01/96 to 09/10/97	Basic Pay from 10/10/97 to 31/12/05	BPay + GPay from 01/01/06 to 31/12/15	VI CPC RANGE BPay + GPay From - To	Notional Pay as on 01/01/2016
					21000-21820	56100
					21830-22490	57800
					22500-23150	59500
					23160-23850	61300
					23860-24550	63100
1000	3300	10500	10500	24930	24560-25290	65000
					25300-26070	67000
					26080-26840	69000
					26850-27660	71100
					27670-28480	73200
					28490-29330	75400
					29340-30230	77700
					30240-31120	80000
					31130-32060	82400
					32070-33030	84900
					33040-34000	87400
					34010-35010	90000
					35020-36070	92700
					36080-37150	95500
					37160-38280	98400
					38290-39450	101400
					39460-40620	104400
					40630-41820	107500
					41830-43070	110700
					43080-44350	114000
					44360-44500	117400

Remarks: Classification Allowance, X Group Pay and MSP as applicable will also be added to Basic Pay for calculation of pension



[Signature]
AAO(M)

[Signature]
Sr AAO(M)

Scale of Pay in the Pay band & Grade Pay at the time of Retirement :-

From 01 Jan 1973 to 31 Dec 1985 (3rd CPC) :	1100
From 01 Jan 1986 to 31 Dec 1995 (4th CPC) :	3400
From 01 Jan 1996 to 09 Oct 1997 (5th CPC) :	10850-0-10850
From 10 Oct 1997 to 31 Dec 2005 (5th CPC) :	10850-0-10850
From 01 Jan 2006 to 31 Dec 2015 (6th CPC) :	15600-39.00 + 6100 GP
Pay Level from 01 Jan 2016 (7th CPC) :	Pay Matrix Level - 10B

Table - 37

Basic Pay from 01/01/73 to 31/12/85	Basic Pay from 01/01/86 to 31/12/95	Basic Pay from 01/01/96 to 09/10/97	Basic Pay from 10/10/97 to 31/12/05	BPay + GPay from 01/01/06 to 31/12/15	VI CPC RANGE BPay + GPay From - To	Notional Pay as on 01/01/2016
					21700-23850	61300
					23860-24550	63100
					24560-25290	65000
					25300-26070	67000
1100	3400	10850	10850	26290	26080-26840	69000
					26850-27660	71100
					27670-28480	73200
					28490-29330	75400
					29340-30230	77700
					30240-31120	80000
					31130-32060	82400
					32070-33030	84900
					33040-34000	87400
					34010-35010	90000
					35020-36070	92700
					36080-37150	95500
					37160-38280	98400
					38290-39450	101400
					39460-40620	104400
					40630-41820	107500
					41830-43070	110700
					43080-44350	114000
					44360-45200	117400

Remarks: Classification Allowance, X Group Pay and MSP as applicable will also be added to Basic Pay for calculation of pension.



[Signature]
AADI(M)

[Signature]
SADI(M)

Y Group - Spl S/M 4AV Group.

106

Concordance Table : Seaman II(4 Grp S/M AV MA P2 (3/4CPC) M:R - Y Grp:5 CPC - Y Grp (6/7 CPC)

Scale of Pay in the Pay band & Grade Pay at the time of Retirement :-

From 01 Jan 1973 to 31 Dec 1985 (3rd CPC) :	255-6-267
From 01 Jan 1986 to 31 Dec 1995 (4th CPC) :	1040-20-1080
From 01 Jan 1996 to 09 Oct 1997 (5th CPC) :	3325-60-3445
From 10 Oct 1997 to 31 Dec 2005 (5th CPC) :	3325-60-3445
From 01 Jan 2006 to 31 Dec 2015 (6th CPC) :	5200-20200 + 2000 GP
Pay Level from 01 Jan 2016 (7th CPC) :	Pay Matrix Level - 3

Table - 38

Basic Pay from 01/01/73 to 31/12/85	Basic Pay from 01/01/86 to 31/12/95	Basic Pay from 01/01/96 to 09/10/97	Basic Pay from 10/11/97 to 31/12/05	BPay + GPay from 01/01/06 to 31/12/15	VI CPC RANGE BPay + GPay From - To	Notional Pay as on 01/01/2016
255	1040	3325	3325	8250	7200-8440	21700
261	1040	3325	3325	8250	7200-8440	21700
267	1040	3325	3325	8250	7200-8440	21700
Max 267	1060	3325	3325	8250	7200-8440	21700
SI-1 273	1080	3325	3325	8250	7200-8440	21700
SI-2 279	1080	3325	3325	8250	7200-8440	21700
SI-3 285	1080	3325	3325	8250	7200-8440	21700
0	Max 1080	3385	3385	8240	7200-8440	21700
0	SI-1 1100	3385	3385	8240	7200-8440	21700
0	SI-2 1120	3445	3445	8240	8450-8710	22400
0	SI-3 1140	3445	3445	8240	8450-8710	22400
0	0	0	Max 3445	8200	8720-8980	23100
0	0	0	SI-1 3505	8200	8720-8980	23100
0	0	0	SI-2 3565	9210	8990-9260	23800
0	0	0	SI-3 3625	9210	8990-9260	23800
					9270-9530	24500
					9540-9800	25200
					9810-10110	26000
					10120-10420	26800
					10430-10730	27600
					10740-11050	28400
					11060-11400	29300
					11410-11750	30200
					11760-12100	31100
					12110-12450	32000
					12460-12840	33000
					12850-13220	34000
					13230-13610	35000
					13620-14040	36100
					14050-14470	37200
					14480-14900	38300
					14910-15330	39400
					15340-15790	40600
					15800-16260	41800
					16270-16770	43100



AAO

SAO

107

					16780-17270	1400
					17280-17780	45700
					17790-18320	47100
					18330-18870	48500
					18880-19450	50000
					19460-20030	51500
					20040-20620	53000
					20630-21240	54600
					21250-21860	56200
					21870-22200	57900

Remarks: Classification Allowance, X Group Pay and MSP as applicable will also be added to Basic Pay for calculation of pension

Max - Drawing max of scale for more than one year
SI - Stagnation Increment

Amulya
AAO

SAO



Scale of Pay in the Pay band & Grade Pay at the time of Retirement :-

From 01 Jan 1973 to 31 Dec 1985 (3rd CPC) :	285-7-369
From 01 Jan 1986 to 31 Dec 1995 (4th CPC) :	1140-20-1380
From 01 Jan 1996 to 09 Oct 1997 (5th CPC) :	3650-60-4550
From 10 Oct 1997 to 31 Dec 2005 (5th CPC) :	3650-60-4550
From 01 Jan 2006 to 31 Dec 2015 (6th CPC) :	5200-20200 + 2000 GP
Pay Level from 01 Jan 2016 (7th CPC) :	Pay Matrix Level - 3

Table-39

Basic Pay from 01/01/76 to 31/12/85	Basic Pay from 01/01/86 to 31/12/95	Basic Pay from 01/01/96 to 09/10/97	Basic Pay from 10/10/97 to 31/12/05	BPay + GPay from 01/01/06 to 31/12/15	VI CPC RANGE BPay + GPay From - To	Notional Pay as on 01/01/2016
					7200-8440	21700
					8450-8710	22400
					8720-8980	23100
285	1140	3650	3650	9050	8990-9260	23800
292	1140	3650	3650	9050	8990-9260	23800
299	1140	3650	3650	9050	8990-9260	23800
306	1140	3650	3650	9050	8990-9260	23800
313	1140	3650	3650	9050	8990-9260	23800
320	1160	3650	3650	9050	8990-9260	23800
327	1160	3650	3650	9050	8990-9260	23800
334	1180	3650	3650	9050	8990-9260	23800
341	1200	3710	3710	9050	8990-9260	23800
348	1220	3770	3770	9270	9270-9530	24500
355	1240	3830	3830	9270	9270-9530	24500
362	1240	3830	3830	9270	9270-9530	24500
369	1260	3890	3890	9490	9270-9530	24500
Max 369	1280	3950	3950	9490	9270-9530	24500
SI-1 376	1300	4010	4010	9500	9270-9530	24500
SI-2 383	1320	4070	4070	9570	9540-9800	25200
SI-3 390	1340	4130	4130	9690	9540-9800	25200
0	1360	4190	4190	9800	9540-9800	25200
0	1380	4250	4250	9910	9810-10110	26000
0	Max 1380	4310	4310	10020	9810-10110	26000
0	SI-1 1400	4370	4370	10130	10120-10420	26800
0	SI-2 1420	4430	4430	10140	10120-10420	26800
0	SI-3 1440	4490	4490	10160	10120-10420	26800
0	0	0	4550	10170	10430-10730	27600
0	0	0	Max 4550	10190	10740-11050	28400
0	0	0	SI-1 4610	10900	10740-11050	28400
0	0	0	SI-2 4670	11010	10740-11050	28400
0	0	0	SI-3 4730	11130	11060-11400	29300
					11410-11750	30200
					11760-12100	31100
					12110-12450	32000
					12460-12840	33000



					12850-13220	1000
					13230-13610	35000
					13620-14040	36100
					14050-14470	37200
					14480-14900	38300
					14910-15330	39400
					15340-15790	40600
					15800-16260	41800
					16270-16770	43100
					16780-17270	44400
					17280-17780	45700
					17790-18320	47100
					18330-18870	48500
					18880-19450	50000
					19460-20030	51500
					20040-20620	53000
					20630-21240	54600
					21250-21860	56200
					21870-22200	57900

Remarks: Classification Allowance, X Group Pay and MSP as applicable will also be added to Basic Pay for calculation of pension

Max - Drawing max of scale for more than one year
SI - Stagnation Increment

Amolax
AAO

[Signature]
SAO



Scale of Pay in the Pay band & Grade Pay at the time of Retirement :-

From 01 Jan 1973 to 31 Dec 1985 (3rd CPC) :	310-7-380-8-396
From 01 Jan 1986 to 31 Dec 1995 (4th CPC) :	1220-20-1380-25-1555
From 01 Jan 1996 to 09 Oct 1997 (5th CPC) :	3900-70-4950
From 10 Oct 1997 to 31 Dec 2005 (5th CPC) :	3900-70-4950
From 01 Jan 2006 to 31 Dec 2015 (6th CPC) :	5200-20200 + 2400 GP
Pay Level from 01 Jan 2016 (7th CPC) :	Pay Matrix Level - 4

Table-40

Basic Pay from 01/01/73 to 31/12/85	Basic Pay from 01/01/86 to 31/12/95	Basic Pay from 01/01/96 to 09/10/97	Basic Pay from 10/10/97 to 31/12/05	BPay + GPay from 01/01/06 to 31/12/15	VI CPC RANGE BPay + GPay From - To	Notional Pay as on 01/01/2016
310	1220	3900	3900	9890	7600-9920	25500
317	1220	3900	3900	9890	7600-9920	25500
324	1220	3900	3900	9890	7600-9920	25500
331	1220	3900	3900	9890	7600-9920	25500
338	1220	3900	3900	9890	7600-9920	25500
345	1240	3900	3900	9890	7600-9920	25500
352	1240	3900	3900	9890	7600-9920	25500
359	1240	3900	3900	9890	7600-9920	25500
366	1260	3900	3900	9890	7600-9920	25500
373	1280	3970	3970	9890	7600-9920	25500
380	1300	4040	4040	9920	7600-9920	25500
388	1320	4040	4040	9920	7600-9920	25500
396	1340	4110	4110	10050	9930-10230	26300
Max 396	1360	4180	4180	10180	9930-10230	26300
SI-1 404	1380	4250	4250	10310	10240-10540	27100
SI-2 412	1405	4320	4320	10440	10240-10540	27100
SI-3 420	1430	4390	4390	10570	10550-10850	27900
0	1455	4460	4460	10700	10550-10850	27900
0	1480	4530	4530	10830	10550-10850	27900
0	1505	4600	4600	10960	10860-11160	28700
0	1530	4670	4670	11090	10860-11160	28700
0	1555	4740	4740	11220	11170-11510	29600
0	Max 1555	4810	4810	11350	11170-11510	29600
0	SI-1 1580	4880	4880	11480	11170-11510	29600
0	SI-2 1605	4950	4950	11610	11520-11860	30500
0	SI-3 1630	4950	4950	11610	11520-11860	30500
0	0	0	Max 4950	11760	11870-12210	31400
0	0	0	SI-1 5020	12000	11870-12210	31400
0	0	0	SI-2 5090	12130	12220-12560	32300
0	0	0	SI-3 5160	12260	12220-12560	32300
					12570-12950	33300
					12960-13340	34300
					13350-13730	35300
					13740-14160	36400
					14170-14590	37500



					14600-15010	3600
					15020-15480	39800
					15490-15950	41000
					15960-16420	42200
					16430-16920	43500
					16930-17430	44800
					17440-17930	46100
					17940-18480	47500
					18490-19020	48900
					19030-19610	50400
					19620-20190	51900
					20200-20810	53500
					20820-21430	55100
					21440-22100	56800
					22110-22600	58500

01

Remarks: Classification Allowance, X Group Pay and MSP as applicable will also be added to Basic Pay for calculation of pension

Max - Drawing max of scale for more than one year
 SI - Stagnation Increment



D. S. D. S.
 Add

S. S.
 SA

Scale of Pay in the Pay band & Grade Pay at the time of Retirement :-

From 01 Jan 1973 to 31 Dec 1985	(3rd CPC) : 360-8-440
From 01 Jan 1986 to 31 Dec 1995	(4th CPC) : 1350-25-1600-30-1750
From 01 Jan 1996 to 09 Oct 1997	(5th CPC) : 4320-85-5595
From 10 Oct 1997 to 31 Dec 2005	(5th CPC) : 4320-85-5595
From 01 Jan 2006 to 31 Dec 2015	(6th CPC) : 5200-20200 + 2300 GP
Pay Level from 01 Jan 2016	(7th CPC) : Pay Matrix Level - 5

Table-41

Basic Pay from 01/01/73 to 31/12/85	Basic Pay from 01/01/86 to 31/12/95	Basic Pay from 01/01/96 to 09/10/97	Basic Pay from 10/10/97 to 31/12/05	BPay + GPay from 01/01/06 to 31/12/15	VI CPC RANGE BPay + GPay From - To	Notional Pay as on 01/01/2016
360	1350	4320	4320	10840	8000-11360	29200
368	1350	4320	4320	10840	8000-11360	29200
376	1350	4320	4320	10840	8000-11360	29200
384	1350	4320	4320	10840	8000-11360	29200
392	1350	4320	4320	10840	8000-11360	29200
400	1375	4320	4320	10840	8000-11360	29200
408	1375	4320	4320	10840	8000-11360	29200
416	1375	4320	4320	10840	8000-11360	29200
424	1400	4320	4320	10840	8000-11360	29200
432	1400	4320	4320	10840	8000-11360	29200
440	1425	4405	4405	11000	8000-11360	29200
Max 440	1450	4490	4490	11160	8000-11360	29200
SI-1 448	1475	4575	4575	11310	8000-11360	29200
SI-2 456	1500	4575	4575	11310	8000-11360	29200
SI-3 464	1525	4660	4660	11470	11370-11710	30100
0	1550	4745	4745	11630	11370-11710	30100
0	1575	4830	4830	11790	11720-12060	31000
0	1600	4915	4915	11950	11720-12060	31000
0	1630	5000	5000	12100	12070-12410	31900
0	1660	5085	5085	12260	12070-12410	31900
0	1690	5170	5170	12420	12420-12800	32900
0	1720	5255	5255	12580	12420-12800	32900
0	1750	5340	5340	12740	12420-12800	32900
0	Max 1750	5425	5425	12900	12810-13190	33900
0	SI-1 1780	5510	5510	13050	12810-13190	33900
0	SI-2 1810	5595	5595	13210	13200-13570	34900
0	SI-3 1840	5595	5595	13210	13200-13570	34900
0	0	0	Max 5595	13310	13580-13960	35900
0	0	0	SI-1 5680	13480	13580-13960	35900
0	0	0	SI-2 5765	13640	13580-13960	35900
0	0	0	SI-3 5850	14000	13970-14390	37000
					14400-14820	38100
					14830-15250	39200
					15260-15720	40400
					15730-16180	41600



					16190-16650	(2800
					16660-17150	44100
					17160-17660	45400
					17670-18210	46800
					18220-18750	48200
					18760-19290	49600
					19300-19880	51100
					19890-20460	52600
					20470-21080	54200
					21090-21710	55800
					21720-22370	57500
					22380-23000	59200

113

Remarks: Classification Allowance, X Group Pay and MSP as applicable will also be added to Basic Pay for calculation of pension

Max - Drawing max of scale for more than one year
 SI - Stagnation Increment



Anmol...
 AAO

SAO

CPC)


MY

Scale of Pay in the Pay band & Grade Pay at the time of Retirement :-

From 01 Jan 1973 to 31 Dec 1985	(3rd CPC) : 455-15-545
From 01 Jan 1986 to 31 Dec 1995	(4th CPC) : 1620-40-2100-50-2400
From 01 Jan 1996 to 09 Oct 1997	(5th CPC) : 5200-125-7450
From 10 Oct 1997 to 31 Dec 2005	(5th CPC) : 5620-140-8140
From 01 Jan 2006 to 31 Dec 2015	(6th CPC) : 9300-34800 + 4200 GP
Pay Level from 01 Jan 2016	(7th CPC) : Pay Matrix Level - 6

Table-42

Basic Pay from 01/01/73 to 31/12/85	Basic Pay from 01/01/86 to 31/12/95	Basic Pay from 01/01/96 to 09/10/97	Basic Pay from 10/10/97 to 31/12/05	BPay + GPay from 01/01/06 to 31/12/15	VI CPC RANGE BPay + GPay From - To	Notional Pay as on 01/01/2016
					13500-13770	35400
					13780-14200	36500
					14210-14630	37600
455	1620	5200	5620	14660	14640-15050	38700
470	1620	5200	5620	14660	14640-15050	38700
485	1620	5200	5620	14660	14640-15050	38700
500	1620	5200	5620	14660	14640-15050	38700
515	1620	5200	5620	14660	14640-15050	38700
530	1660	5200	5620	14660	14640-15050	38700
545	1660	5200	5620	14660	14640-15050	38700
Max 545	1700	5200	5620	14660	14640-15050	38700
SI-1 560	1740	5325	5620	14660	14640-15050	38700
SI-2 575	1780	5450	5620	14660	14640-15050	38700
SI-3 590	1820	5575	5620	14660	14640-15050	38700
0	1860	5700	5620	14920	14640-15050	38700
0	1900	5825	5900	15180	15060-15520	39900
0	1940	5950	6040	15440	15060-15520	39900
0	1980	6075	6180	15700	15530-15990	41100
0	2020	6200	6320	15960	15530-15990	41100
0	2060	6325	6460	16220	16000-16450	42300
0	2100	6450	6460	16220	16000-16450	42300
0	2150	6575	6600	16480	16460-16960	43600
0	2200	6700	6740	16740	16460-16960	43600
0	2250	6825	6880	17000	16970-17470	44900
0	2300	6950	7020	17260	16970-17470	44900
0	2350	7075	7160	17520	17480-17970	46200
0	2400	7200	7300	17780	17480-17970	46200
0	Max 2400	7325	7440	18040	17980-18520	47600
0	SI-1 2450	7450	7580	18300	17980-18520	47600
0	SI-2 2500	7450	7580	18300	17980-18520	47600
0	SI-3 2550	7450	7580	18300	17980-18520	47600
0	0	0	7720	18560	18530-19060	49000
0	0	0	7860	18820	18530-19060	49000
0	0	0	8000	19080	19070-19640	50500



0	0	0	8140	19350	19070-19640	50500
0	0	0	Max 8140	19930	19650-20230	52000
0	0	0	SI-1 8280	20200	19650-20230	52000
0	0	0	SI-2 8420	20470	20240-20850	53600
0	0	0	SI-3 8560	20740	20240-20850	53600
					20860-21470	55200
					21480-22140	56900
					22150-22800	58600
					22810-23500	60400
					23510-24200	62200
					24210-24940	64100
					24950-25680	66000
					25690-26450	68000
					26460-27230	70000
					27240-28050	72100
					28060-28910	74300
					28920-29760	76500
					29770-30660	78800
					30670-31590	81200
					31600-32520	83600
					32530-33500	86100
					33510-34510	88700
					34520-35560	91400
					35570-36610	94100
					36620-37700	96900
					37710-38830	99800
					38840-39000	102800

115

Remarks: Classification Allowance, X Group Pay and MSP as applicable will also be added to Basic Pay for calculation of pension

Max - Drawing max of scale for more than one year
 SI - Stagnation Increment



Anshu...
 AAO

Sd/-
 SAO

Scale of Pay in the Pay band & Grade Pay at the time of Retirement :-

From 01 Jan 1973 to 31 Dec 1985 (3rd CPC) :	550-20-670
From 01 Jan 1986 to 31 Dec 1995 (4th CPC) :	1870-50-2320-60-2620-75-2770
From 01 Jan 1996 to 09 Oct 1997 (5th CPC) :	6170-175-8970
From 10 Oct 1997 to 31 Dec 2005 (5th CPC) :	6600-170-9320
From 01 Jan 2006 to 31 Dec 2015 (6th CPC) :	9300-34800 + 4600 GP
Pay Level from 01 Jan 2016 (7th CPC) :	Pay Matrix Level - 7

Table-43

Basic Pay from 01/01/73 to 31/12/85	Basic Pay from 01/01/86 to 31/12/95	Basic Pay from 01/01/96 to 09/10/97	Basic Pay from 10/10/97 to 31/12/05	BPay + GPa/ from 01/01/06 to 31/12/15	VI CPC RANGE BPay + GPay From - To	Notional Pay as on 01/01/2016
550	1870	6170	6600	16880	13900-17470	44900
570	1870	6170	6600	16880	13900-17470	44900
590	1870	6170	6600	16880	13900-17470	44900
610	1870	6170	6600	16880	13900-17470	44900
630	1870	6170	6600	16880	13900-17470	44900
650	1920	6170	6600	16880	13900-17470	44900
670	1970	6170	6600	16880	13900-17470	44900
Max 670	2020	6345	6600	16880	13900-17470	44900
SI-1 690	2070	6345	6600	16880	13900-17470	44900
SI-2 710	2120	6520	6600	16880	13900-17470	44900
SI-3 730	2170	6695	6770	17200	13900-17470	44900
0	2220	6870	6940	17510	17480-17970	46200
0	2270	6870	6940	17510	17480-17970	46200
0	2320	7045	7110	17830	17480-17970	46200
0	2380	7220	7280	18150	17980-18520	47600
0	2440	7395	7450	18460	17980-18520	47600
0	2500	7570	7620	18780	18530-19060	49000
0	2560	7745	7790	19090	19070-19640	50500
0	2620	7920	7960	19410	19070-19640	50500
0	2695	8270	8300	20040	19650-20230	52000
0	2770	8445	8470	20360	20240-20850	53600
0	Max 2770	8620	8640	20680	20240-20850	53600
0	SI-1 2845	8795	8810	20990	20860-21470	55200
0	SI-2 2920	8970	8980	21110	20860-21470	55200
0	SI-3 2995	8970	8980	21110	20860-21470	55200
0	0	0	9150	21620	21480-22140	56900
0	0	0	9320	21940	21480-22140	56900
0	0	0	Max 9320	22000	22150-22800	58600
0	0	0	SI-1 9490	22430	22810-23500	60400
0	0	0	SI-2 9660	23150	22810-23500	60400
0	0	0	SI-3 9830	23580	23510-24200	62200
					24210-24940	64100
					24950-25680	66000
					25690-26450	68000



					26460-27230	70000
					27240-28050	72100
					28060-28910	74300
					28920-29760	76500
					29770-30660	78800
					30670-31590	81200
					31600-32520	83600
					32530-33500	86100
					33510-34510	88700
					34520-35560	91400
					35570-36610	94100
					36620-37700	96900
					37710-38830	99800
					38840-39400	102800

117

Remarks: Classification Allowance, X Group Pay and MSP as applicable will also be added to Basic Pay for calculation of pension

Max - Drawing max of scale for more than one year
 SI - Stagnation Increment

Anand
 AA2

SI
~~SA~~



Scale of Pay in the Pay band & Grade Pay at the time of Retirement :-

From 01 Jan 1973 to 31 Dec 1985	(3rd CPC) : 650-25-750
From 01 Jan 1986 to 31 Dec 1995	(4th CPC) : 2050-60-2550-75-2980
From 01 Jan 1996 to 09 Oct 1997	(5th CPC) : 6750-200-9550
From 10 Oct 1997 to 31 Dec 2005	(5th CPC) : 6750-200-9550
From 01 Jan 2006 to 31 Dec 2015	(6th CPC) : 9300-34800 + 4800 GP
Pay Level from 01 Jan 2016	(7th CPC) : Pay Matrix Level - 8

Table - 44

Basic Pay from 01/01/78 to 31/12/85	Basic Pay from 01/01/86 to 31/12/95	Basic Pay from 01/01/96 to 09/10/97	Basic Pay from 10/10/97 to 31/12/05	BPay + CPay from 01/01/06 to 31/12/15	VI CPC RANGE BPay + GPay From - To	Notional Pay as on 01/01/2016
650	2050	6750	6750	17360	14100-18520	47600
675	2050	6750	6750	17360	14100-18520	47600
700	2050	6750	6750	17360	14100-18520	47600
725	2110	6750	6750	17360	14100-18520	47600
0	2170	6750	6750	17360	14100-18520	47600
750	2230	6950	6950	17730	14100-18520	47600
Max 750	2290	6950	6950	17730	14100-18520	47600
SI-1 775	2350	7150	7150	18100	14100-18520	47600
SI-2 800	2410	7350	7350	18480	14100-18520	47600
SI-3 825	2470	7550	7550	18850	18530-19060	49000
0	2530	7750	7750	19220	19070-19640	50500
0	2605	7950	7950	19590	19070-19640	50500
0	2680	8150	8150	19960	19650-20230	52000
0	2755	8350	8350	20340	20240-20850	53600
0	2830	8550	8550	20710	20240-20850	53600
0	2905	8950	8950	21450	20860-21470	55200
0	2980	9150	9150	21820	21480-22140	56900
0	Max 2980	9350	9350	22200	22150-22800	58600
0	SI-1 3055	9550	9550	22570	22150-22800	58600
0	SI-2 3130	9550	9550	22570	22150-22800	58600
0	SI-3 3205	9550	9550	22570	22150-22800	58600
0	0	0	Max 9850	23150	22810-23500	60400
0	0	0	SI-1 9750	23630	23510-24200	62200
0	0	0	SI-2 9950	24010	23510-24200	62200
0	0	0	SI-3 10150	24390	24210-24940	64100
					24950-25680	66000
					25690-26450	68000
					26460-27230	70000
					27240-28050	72100
					28060-28910	74300
					28920-29760	76500
					29770-30660	78800
					30670-31590	81200
					31600-32520	83600



					32530-33500	86100
					33510-34510	88700
					34520-35560	91400
					35570-36610	94100
					36620-37700	96900
					37710-38830	99800
					38840-39600	102800

119

Remarks: Classification Allowance, X Group Pay and MSP as applicable will also be added to Basic Pay for calculation of pension

Max - Drawing max of scale for more than one year
 SI - Stagnation Increment

Quokan
 AAO

ds
 SAO



Scale of Pay in the Pay band & Grade Pay at the time of Retirement :-

From 01 Jan 1973 to 31 Dec 1985 (3rd CPC) :	1000
From 01 Jan 1986 to 31 Dec 1995 (4th CPC) :	3300
From 01 Jan 1996 to 09 Oct 1997 (5th CPC) :	10500-0-10500
From 10 Oct 1997 to 31 Dec 2005 (5th CPC) :	10500-0-10500
From 01 Jan 2006 to 31 Dec 2015 (6th CPC) :	15600-39100 - 5400 GP
Pay Level from 01 Jan 2016 (7th CPC) :	Pay Matrix Level - 10

Table - 45

Basic Pay from 01/01/73 to 31/12/85	Basic Pay from 01/01/86 to 31/12/95	Basic Pay from 01/01/96 to 09/10/97	Basic Pay from 10/10/97 to 31/12/05	BPay + GPay from 01/01/06 to 31/12/15	VI CPC RANGE BPay + GPay From - To	Notional Pay as on 01/01/2016
					21000-21820	56100
					21830-22490	57800
					22500-23150	59500
					23160-23850	61300
					23860-24550	63100
1000	3300	10500	10500	24930	24560-25290	65000
					25300-26070	67000
					26080-26840	69000
					26850-27660	71100
					27670-28480	73200
					28490-29330	75400
					29340-30230	77700
					30240-31120	80000
					31130-32060	82400
					32070-33030	84900
					33040-34000	87400
					34010-35010	90000
					35020-36070	92700
					36080-37150	95500
					37160-38280	98400
					38290-39450	101400
					39460-40620	104400
					40630-41820	107500
					41830-43070	110700
					43080-44350	114000
					44360-44500	117400

Remarks: Classification Allowance, X Group Pay and MSP as applicable will also be added to Basic Pay for calculation of pension

Dushay
AA2

S.A.



121

Scale of Pay in the Pay band & Grade Pay at the time of Retirement :-

From 01 Jan 1973 to 31 Dec 1985 (3rd CPC) :	1000
From 01 Jan 1986 to 31 Dec 1995 (4th CPC) :	3300
From 01 Jan 1996 to 09 Oct 1997 (5th CPC) :	10500-0-10500
From 10 Oct 1997 to 31 Dec 2005 (5th CPC) :	10500-0-10500
From 01 Jan 2006 to 31 Dec 2015 (6th CPC) :	15600-39100 + 5400 GP
Pay Level from 01 Jan 2016 (7th CPC) :	Pay Matrix Level - 10

Basic Pay from 01/01/73 to 31/12/85	Basic Pay from 01/01/86 to 31/12/95	Basic Pay from 01/01/96 to 09/10/97	Basic Pay from 10/10/97 to 31/12/05	BPay + GPay from 01/01/06 to 31/12/15	VI CPC RANGE BPay + GPay From - To	Notional Pay as on 01/01/2016
					21000-21820	56100
					21830-22490	57800
					22500-23150	59500
					23160-23850	61300
					23860-24550	63100
1000	3300	10500	10500	24930	24560-25290	65000
					25300-26070	67000
					26080-26840	69000
					26850-27660	71100
					27670-28480	73200
					28490-29330	75400
					29340-30230	77700
					30240-31120	80000
					31130-32060	82400
					32070-33030	84900
					33040-34000	87400
					34010-35010	90000
					35020-36070	92700
					36080-37150	95500
					37160-38280	98400
					38290-39450	101400
					39460-40620	104400
					40630-41820	107500
					41830-43070	110700
					43080-44350	114000
					44360-44500	117400

Remarks: Classification Allowance, X Group Pay and MSP as applicable will also be added to Basic Pay for calculation of pension



Anshu
AAO

SAO

122

Scale of Pay in the Pay band & Grade Pay at the time of Retirement :-

From 01 Jan 1973 to 31 Dec 1985	(3rd CPC)	: 1100
From 01 Jan 1986 to 31 Dec 1995	(4th CPC)	: 3400
From 01 Jan 1996 to 09 Oct 1997	(5th CPC)	: 10850-0-10850
From 10 Oct 1997 to 31 Dec 2005	(5th CPC)	: 10850-0-10850
From 01 Jan 2006 to 31 Dec 2015	(6th CPC)	: 15600-39100 + 6100 GP
Pay Level from 01 Jan 2016	(7th CPC)	: Pay Matrix Level - 10B

Table-4C

Basic Pay from 01/01/73 to 31/12/85	Basic Pay from 01/01/86 to 31/12/95	Basic Pay from 01/01/96 to 09/10/97	Basic Pay from 10/10/97 to 31/12/05	BPay + GPay from 01/01/06 to 31/12/15	VI CPC RANGE BPay + GPay From - To	Notional Pay as on 01/01/2016
					21700-23850	61300
					23860-24550	63100
					24560-25290	65000
					25300-26070	67000
1100	3400	10850	10850	26290	26080-26840	69000
					26850-27660	71100
					27670-28480	73200
					28490-29330	75400
					29340-30230	77700
					30240-31120	80000
					31130-32060	82400
					32070-33030	84900
					33040-34000	87400
					34010-35010	90000
					35020-36070	92700
					36080-37150	95500
					37160-38280	98400
					38290-39450	101400
					39460-40620	104400
					40630-41820	107500
					41830-43070	110700
					43080-44350	114000
					44360-45200	117400

Remarks: Classification Allowance, X Group Pay and MSP as applicable will also be added to Basic Pay for calculation of pension



Author
AAO

SAO

Z Group - Spl S/M Group

Concordance Table : Seaman II(4 Grp S/M (3/4CPC) NMR - Z Grp 5 CPC - Y Grp (6/7 CPC))

123

Scale of Pay in the Pay band & Grade Pay at the time of Retirement :-

From 01 Jan 1973 to 31 Dec 1985	(3rd CPC) : 255-6-267
From 01 Jan 1986 to 31 Dec 1995	(4th CPC) : 1040-20-1080
From 01 Jan 1996 to 09 Oct 1997	(5th CPC) : 3325-60-3445
From 10 Oct 1997 to 31 Dec 2005	(5th CPC) : 3050-55-3215
From 01 Jan 2006 to 31 Dec 2015	(6th CPC) : 5200-20200 + 2000 GP
Pay Level from 01 Jan 2016	(7th CPC) : Pay Matrix Level - 3

Table - 47

Basic Pay from 01/01/76 to 31/12/85	Basic Pay from 01/01/86 to 31/12/95	Basic Pay from 01/01/96 to 09/10/97	Basic Pay from 10/10/97 to 31/12/05	BPay + GPav from 01/01/06 to 31/12/15	VI CPC RANGE BPay + GPav From - To	Notional Pay as on 01/01/2016
0	0	0	3050	7380	7200-8440	21700
0	0	0	3105	8060	7200-8440	21700
0	0	0	3160	8060	7200-8440	21700
0	0	0	3215	8250	7200-8440	21700
255	1040	* 3325	3325	8250	7200-8440	21700
261	1040	* 3325	3325	8250	7200-8440	21700
267	1040	* 3325	3325	8250	7200-8440	21700
Max 267	1060	* 3325	3325	8250	7200-8440	21700
SI-1 273	1080	* 3325	3325	8250	7200-8440	21700
SI-2 279	1080	* 3325	3325	8250	7200-8440	21700
SI-3 285	1080	* 3325	3325	8250	7200-8440	21700
0	Max 1080	* 3385	3385	8440	7200-8440	21700
0	SI-1 1100	* 3385	3385	8440	7200-8440	21700
0	SI-2 1120	* 3445	3445	8440	8450-8710	22400
0	SI-3 1140	* 3445	3445	8440	8450-8710	22400
					8720-8980	23100
					8990-9260	23800
					9270-9530	24500
					9540-9800	25200
					9810-10110	26000
					10120-10420	26800
					10430-10730	27600
					10740-11050	28400
					11060-11400	29300
					11410-11750	30200
					11760-12100	31100
					12110-12450	32000
					12460-12840	33000
					12850-13220	34000
					13230-13610	35000
					13620-14040	36100
					14050-14470	37200
					14480-14900	38300
					14910-15330	39400
					15340-15790	40600



[Signature]
A40(M)

[Signature]
SA0(M)

					15800-16260	1800
					16270-16770	43100
					16780-17270	44400
					17280-17780	45700
					17790-18320	47100
					18330-18870	48500
					18880-19450	50000
					19460-20030	51500
					20040-20620	53000
					20630-21240	54600
					21250-21860	56200
					21870-22200	57900

Remarks: Classification Allowance, X Group Pay and MSP as applicable will also be added to Basic Pay for calculation of pension

5th CPC Max of scale and Stagnation Increments data is given in main "Y" group tables.

* - Values of 01/01/96 scales beyond max of 10/10/97 scale taken as it is.

~~Shri~~
AAO(N)

~~Shri~~
SAR(N)




Scale of Pay in the Pay band & Grade Pay at the time of Retirement :-

From 01 Jan 1973 to 31 Dec 1985	(3rd CPC) : 285-7-369
From 01 Jan 1986 to 31 Dec 1995	(4th CPC) : 1140-20-1380
From 01 Jan 1996 to 09 Oct 1997	(5th CPC) : 3650-60-4550
From 10 Oct 1997 to 31 Dec 2005	(5th CPC) : 3080-60-3980
From 01 Jan 2006 to 31 Dec 2015	(6th CPC) : 5200-20200 + 2000 GP
Pay Level from 01 Jan 2016	(7th CPC) : Pay Matrix Level - 3

Table - 48

Basic Pay from 01/01/78 to 31/12/85	Basic Pay from 01/01/86 to 31/12/95	Basic Pay from 01/01/96 to 09/10/97	Basic Pay from 10/10/97 to 31/12/05	BPay + GPay from 01/01/06 to 31/12/15	VI CPC RANGE BPay + GPay From - To	Notional Pay as on 01/01/2016
0	0	0	3080	8060	7200-8440	21700
0	0	0	3140	8060	7200-8440	21700
0	0	0	3200	8250	7200-8440	21700
0	0	0	3260	8250	7200-8440	21700
0	0	0	3320	8440	7200-8440	21700
0	0	0	3380	8440	7200-8440	21700
0	0	0	3440	8640	8450-8710	22400
0	0	0	3500	8640	8450-8710	22400
0	0	0	3560	8840	8720-8980	23100
0	0	0	3620	8840	8720-8980	23100
285	1140	3650	3680	9050	8990-9260	23800
292	1140	3650	3680	9050	8990-9260	23800
299	1140	3650	3680	9050	8990-9260	23800
306	1140	3650	3680	9050	8990-9260	23800
313	1140	3650	3680	9050	8990-9260	23800
320	1160	3650	3680	9050	8990-9260	23800
327	1160	3650	3680	9050	8990-9260	23800
334	1180	3650	3680	9050	8990-9260	23800
341	1200	3710	3740	9050	8990-9260	23800
348	1220	3770	3800	9270	9270-9530	24500
355	1240	3830	3860	9270	9270-9530	24500
362	1240	3830	3860	9270	9270-9530	24500
369	1260	3890	3920	9490	9270-9530	24500
Max 369	1280	3950	3980	9490	9270-9530	24500
SI-1 376	1300	* 4010	4010	9400	9270-9530	24500
SI-2 383	1320	* 4070	4070	9470	9540-9800	25200
SI-3 390	1340	* 4130	4130	9490	9540-9800	25200
0	1360	* 4190	4190	9400	9540-9800	25200
0	1380	* 4250	4250	9410	9810-10110	26000
0	Max 1380	* 4310	4310	10020	9810-10110	26000
0	SI-1 1400	* 4370	4370	10030	10120-10420	26800
0	SI-2 1420	* 4430	4430	10040	10120-10420	26800
0	SI-3 1440	* 4490	4490	10060	10120-10420	26800
					10430-10730	27600
					10740-11050	28400



[Signature]
AAO(M)

[Signature]
SAD(M)

126

					11060-11400	29300
					11410-11750	30200
					11760-12100	31100
					12110-12450	32000
					12460-12840	33000
					12850-13220	34000
					13230-13610	35000
					13620-14040	36100
					14050-14470	37200
					14480-14900	38300
					14910-15330	39400
					15340-15790	40600
					15800-16260	41800
					16270-16770	43100
					16780-17270	44400
					17280-17780	45700
					17790-18320	47100
					18330-18870	48500
					18880-19450	50000
					19460-20030	51500
					20040-20620	53000
					20630-21240	54600
					21250-21860	56200
					21870-22200	57900


Remarks: Classification Allowance, X Group Pay and MSP as applicable will also be added to Basic Pay for calculation of pension

5th CPC Max of scale and Stagnation Increments data is given in main "Y" group tables.

* - values of 01/01/96 scales beyond max of 10/10/97 scale taken as it is.

[Signature]
AAO(N)

[Signature]
SAO(N)



Scale of Pay in the Pay band & Grade Pay at the time of Retirement :-

From 01 Jan 1973 to 31 Dec 1985 (3rd CPC) :	310-7-380-8-396
From 01 Jan 1986 to 31 Dec 1995 (4th CPC) :	1220-20-1380-25-1555
From 01 Jan 1996 to 09 Oct 1997 (5th CPC) :	3900-70-4950
From 10 Oct 1997 to 31 Dec 2005 (5th CPC) :	3200-70-4250
From 01 Jan 2006 to 31 Dec 2015 (6th CPC) :	5200-20200 + 2400 GP
Pay Level from 01 Jan 2016 (7th CPC) :	Pay Matrix Level - 4

Table-49

Basic Pay from 01/01/73 to 31/12/85	Basic Pay from 01/01/86 to 31/12/95	Basic Pay from 01/01/96 to 09/10/97	Basic Pay from 10/10/97 to 31/12/05	BPay + GPay from 01/01/06 to 31/12/15	VI CPC RANGE BPay + GPay From - To	Notional Pay as on 01/01/2016
0	0	0	3200	8650	7600-9920	25500
0	0	0	3270	8650	7600-9920	25500
0	0	0	3340	8840	7600-9920	25500
0	0	0	3410	9040	7600-9920	25500
0	0	0	3480	9040	7600-9920	25500
0	0	0	3550	9240	7600-9920	25500
0	0	0	3620	9240	7600-9920	25500
0	0	0	3690	9450	7600-9920	25500
0	0	0	3760	9450	7600-9920	25500
0	0	0	3830	9670	7600-9920	25500
310	1220	3900	3900	9890	7600-9920	25500
317	1220	3900	3900	9890	7600-9920	25500
324	1220	3900	3900	9890	7600-9920	25500
331	1220	3900	3900	9890	7600-9920	25500
338	1220	3900	3900	9890	7600-9920	25500
345	1240	3900	3900	9890	7600-9920	25500
352	1240	3900	3900	9890	7600-9920	25500
359	1240	3900	3900	9890	7600-9920	25500
366	1260	3900	3900	9890	7600-9920	25500
373	1280	3970	3970	9890	7600-9920	25500
380	1300	4040	4040	9920	7600-9920	25500
388	1320	4040	4040	9920	7600-9920	25500
396	1340	4110	4110	10050	9930-10230	26300
Max 396	1360	4180	4180	10180	9930-10230	26300
SI-1 404	1380	4250	4250	10310	10240-10540	27100
SI-2 412	1405	* 4320	4320	10440	10240-10540	27100
SI-3 420	1430	* 4390	4390	10570	10550-10850	27900
0	1455	* 4460	4460	10700	10550-10850	27900
0	1480	* 4530	4530	10830	10550-10850	27900
0	1505	* 4600	4600	10960	10860-11160	28700
0	1530	* 4670	4670	11090	10860-11160	28700
0	1555	* 4740	4740	11220	11170-11510	29600
0	Max 1555	* 4810	4810	11350	11170-11510	29600
0	SI-1 1580	* 4880	4880	11480	11170-11510	29600
0	SI-2 1605	* 4950	4950	11610	11520-11860	30500



[Signature]
AAO(N)

[Signature]
SAO(N)

0	SI-3 1630	* 4950	4950	11610	11520-11860	0500
					11870-12210	31400
					12220-12560	32300
					12570-12950	33300
					12960-13340	34300
					13350-13730	35300
					13740-14160	36400
					14170-14590	37500
					14600-15010	38600
					15020-15480	39800
					15490-15950	41000
					15960-16420	42200
					16430-16920	43500
					16930-17430	44800
					17440-17930	46100
					17940-18480	47500
					18490-19020	48900
					19030-19610	50400
					19620-20190	51900
					20200-20810	53500
					20820-21430	55100
					21440-22100	56800
					22110-22600	58500

Remarks: Classification Allowance, X Group Pay and MSP as applicable will also be added to Basic Pay for calculation of pension

5th CPC Max of scale and Stagnation Increments data is given in main "Y" group tables.

* - values of 01/01/96 scales beyond max of 10/10/97 scale taken as it is.

[Signature]
AAD(N)

[Signature]
SAO(N)



Scale of Pay in the Pay band & Grade Pay at the time of Retirement :-

From 01 Jan 1973 to 31 Dec 1985 (3rd CPC) :	360-8-440
From 01 Jan 1986 to 31 Dec 1995 (4th CPC) :	1350-25-1600-30-1750
From 01 Jan 1996 to 09 Oct 1997 (5th CPC) :	4320-85-5595
From 10 Oct 1997 to 31 Dec 2005 (5th CPC) :	3775-85-5050
From 01 Jan 2006 to 31 Dec 2015 (6th CPC) :	5200-20200 + 2800 GP
Pay Level from 01 Jan 2016 (7th CPC) :	Pay Matrix Level - 5

Table-50

Basic Pay from 01/01/76 to 31/12/85	Basic Pay from 01/01/86 to 31/12/95	Basic Pay from 01/01/96 to 09/10/97	Basic Pay from 10/10/97 to 31/12/05	BPay + GPay from 01/01/06 to 31/12/15	VI CPC RANGE BPay + GPay From - To	Notional Pay as on 01/01/2016
0	0	0	3775	9830	8000-11360	29200
0	0	0	3860	9980	8000-11360	29200
0	0	0	3945	10140	8000-11360	29200
0	0	0	4030	10300	8000-11360	29200
0	0	0	4115	10460	8000-11360	29200
0	0	0	4200	10620	8000-11360	29200
0	0	0	4285	10770	8000-11360	29200
360	1350	4320	4370	10930	8000-11360	29200
368	1350	4320	4370	10930	8000-11360	29200
376	1350	4320	4370	10930	8000-11360	29200
384	1350	4320	4370	10930	8000-11360	29200
392	1350	4320	4370	10930	8000-11360	29200
400	1375	4320	4370	10930	8000-11360	29200
408	1375	4320	4370	10930	8000-11360	29200
416	1375	4320	4370	10930	8000-11360	29200
424	1400	4320	4370	10930	8000-11360	29200
432	1400	4320	4370	10930	8000-11360	29200
440	1425	4405	4455	11090	8000-11360	29200
Max 440	1450	4490	4540	11250	8000-11360	29200
SI-1	1475	4575	4625	11410	11370-11710	30100
SI-2	1500	4575	4625	11410	11370-11710	30100
SI-3	1525	4660	4710	11570	11370-11710	30100
0	1550	4745	4795	11720	11720-12060	31000
0	1575	4830	4880	11880	11720-12060	31000
0	1600	4915	4965	12040	11720-12060	31000
0	1630	5000	5050	12200	12070-12410	31900
0	1660	* 5085	5085	12260	12070-12410	31900
0	1690	* 5170	5170	12420	12420-12800	32900
0	1720	* 5255	5255	12580	12420-12800	32900
0	1750	* 5340	5340	12740	12420-12800	32900
0	Max 1750	* 5425	5425	12900	12810-13190	33900
0	SI-1 1780	* 5510	5510	13050	12810-13190	33900
0	SI-2 1810	* 5595	5595	13210	13200-13570	34900
0	SI-3 1840	* 5595	5595	13210	13200-13570	34900
					13580-13960	35900



[Signature]
AAO(N)

[Signature]
SAD(N)

					13970-14390	57000
					14400-14820	38100
					14830-15250	39200
					15260-15720	40400
					15730-16180	41600
					16190-16650	42800
					16660-17150	44100
					17160-17660	45400
					17670-18210	46800
					18220-18750	48200
					18760-19290	49600
					19300-19880	51100
					19890-20460	52600
					20470-21080	54200
					21090-21710	55800
					21720-22370	57500
					22380-23000	59200

130

Remarks: Classification Allowance, X Group Pay and MSP as applicable will also be added to Basic Pay for calculation of pension

5th CPC Max of scale and Stagnation Increments data is given in main "Y" group tables.

* - values of 01/01/96 scales beyond max of 10/10/97 scale taken as it is.

~~AAO(N)~~
AAO(N)

~~AAO(N)~~
AAO(N)



Scale of Pay in the Pay band & Grade Pay at the time of Retirement :-

From 01 Jan 1973 to 31 Dec 1985	(3rd CPC) : 455-15-545
From 01 Jan 1986 to 31 Dec 1995	(4th CPC) : 1620-40-2100-50-2400
From 01 Jan 1996 to 09 Oct 1997	(5th CPC) : 5200-125-7450
From 10 Oct 1997 to 31 Dec 2005	(5th CPC) : 5200-125-7450
From 01 Jan 2006 to 31 Dec 2015	(6th CPC) : 9300-34800 + 4200 GP
Pay Level from 01 Jan 2016	(7th CPC) : Pay Matrix Level - 6

Table-51

Basic Pay from 01/01/76 to 31/12/85	Basic Pay from 01/01/86 to 31/12/95	Basic Pay from 01/01/96 to 09/10/97	Basic Pay from 10/10/97 to 31/12/05	BPay + GPay from 01/01/06 to 31/12/15	VI CPC RANGE BPay + GPay From - To	Notional Pay as on 01/01/2016
					13500-13770	35400
455	1620	5200	5200	13880	13780-14200	36500
470	1620	5200	5200	13880	13780-14200	36500
485	1620	5200	5200	13880	13780-14200	36500
500	1620	5200	5200	13880	13780-14200	36500
515	1620	5200	5200	13880	13780-14200	36500
530	1660	5200	5200	13880	13780-14200	36500
545	1660	5200	5200	13880	13780-14200	36500
Max 545	1700	5200	5200	13880	13780-14200	36500
SI-1 560	1740	5325	5325	14110	13780-14200	36500
SI-2 575	1780	5450	5450	14340	14210-14630	37600
SI-3 590	1820	5575	5575	14570	14210-14630	37600
0	1860	5700	5700	14810	14640-15050	38700
0	1900	5825	5825	15040	14640-15050	38700
0	1940	5950	5950	15270	15060-15520	39900
0	1980	6075	6075	15500	15060-15520	39900
0	2020	6200	6200	15740	15530-15990	41100
0	2060	6325	6325	15970	15530-15990	41100
0	2100	6450	6450	16200	16000-16450	42300
0	2150	6575	6575	16430	16000-16450	42300
0	2200	6700	6700	16670	16460-16960	43600
0	2250	6825	6825	16900	16460-16960	43600
0	2300	6950	6950	17130	16970-17470	44900
0	2350	7075	7075	17360	16970-17470	44900
0	2400	7200	7200	17600	17480-17970	46200
0	Max 2400	7325	7325	17830	17480-17970	46200
0	SI-1 2450	7450	7450	18060	17980-18520	47600
0	SI-2 2500	7450	7450	18060	17980-18520	47600
0	SI-3 2550	7450	7450	18060	17980-18520	47600
0	0	0	Max 7450	18410	18530-19060	49000
0	0	0	SI-1 7575	18840	18530-19060	49000
0	0	0	SI-2 7700	19090	19070-19640	50500
0	0	0	SI-3 7825	19330	19070-19640	50500
					19650-20230	52000
					20240-20850	53600



[Signature]
AAO(M)

[Signature]
SAO(M)

					20860-21470	5200
					21480-22140	56900
					22150-22800	58600
					22810-23500	60400
					23510-24200	62200
					24210-24940	64100
					24950-25680	66000
					25690-26450	68000
					26460-27230	70000
					27240-28050	72100
					28060-28910	74300
					28920-29760	76500
					29770-30660	78800
					30670-31590	81200
					31600-32520	83600
					32530-33500	86100
					33510-34510	88700
					34520-35560	91400
					35570-36610	94100
					36620-37700	96900
					37710-38830	99800
					38840-39000	102800

Remarks: Classification Allowance, X Group Pay and MSP as applicable will also be added to Basic Pay for calculation of pension

Max - Drawing max of scale for more than one year
SI - Stagnation Increment

~~Signature~~
AAO(H)

~~Signature~~
SAO(H)




133

Scale of Pay in the Pay band & Grade Pay at the time of Retirement :-

From 01 Jan 1973 to 31 Dec 1985	(3rd CPC) : 550-20-670
From 01 Jan 1986 to 31 Dec 1995	(4th CPC) : 1870-50-2320-60-2620-75-2770
From 01 Jan 1996 to 09 Oct 1997	(5th CPC) : 6170-175-8970
From 10 Oct 1997 to 31 Dec 2005	(5th CPC) : 6170-155-8650
From 01 Jan 2006 to 31 Dec 2015	(6th CPC) : 9300-34800 + 4600 GP
Pay Level from 01 Jan 2016	(7th CPC) : Pay Matrix Level - 7

Table-52

Basic Pay from 01/01/78 to 31/12/85	Basic Pay from 01/01/86 to 31/12/95	Basic Pay from 01/01/96 to 09/10/97	Basic Pay from 10/10/97 to 31/12/05	BPay + GPay from 01/01/06 to 31/12/15	VI CPC RANGE BPay + GPay From - To	Notional Pay as on 01/01/2016
550	1870	6170	6170	16080	13900-17470	44900
570	1870	6170	6170	16080	13900-17470	44900
590	1870	6170	6170	16080	13900-17470	44900
610	1870	6170	6170	16080	13900-17470	44900
630	1870	6170	6170	16080	13900-17470	44900
650	1920	6170	6170	16080	13900-17470	44900
670	1970	6170	6170	16080	13900-17470	44900
0	0	0	6325	16370	13900-17470	44900
Max 670	2020	6345	6480	16660	13900-17470	44900
SI-1 690	2070	6345	6480	16660	13900-17470	44900
SI-2 710	2120	6520	6635	16950	13900-17470	44900
SI-3 730	2170	6695	6790	17230	13900-17470	44900
0	2220	6870	6945	17520	17480-17970	46200
0	2270	6870	6945	17520	17480-17970	46200
0	2320	7045	7100	17810	17480-17970	46200
0	2380	7220	7255	18100	17980-18520	47600
0	2440	7395	7410	18190	17980-18520	47600
0	0	0	7565	18680	18530-19060	49000
0	2500	7570	7720	18960	18530-19060	49000
0	2560	7745	7875	19250	19070-19640	50500
0	2620	7920	8030	19440	19070-19640	50500
0	0	0	8185	19830	19650-20230	52000
0	2695	8270	8340	20120	19650-20230	52000
0	2770	8445	8495	20410	20240-20850	53600
0	Max 2770	8620	8650	20390	20240-20850	53600
0	SI-1 2845	* 8795	8795	20460	20860-21470	55200
0	SI-2 2920	* 8970	8970	21190	20860-21470	55200
0	SI-3 2995	* 8970	8970	21190	20860-21470	55200
					21480-22140	56900
					22150-22800	58600
					22810-23500	60400
					23510-24200	62200
					24210-24940	64100
					24950-25680	66000



[Signature]
AAO(N)

[Signature]
SAO(N)

	25690-26450	68000
	26460-27230	70000
	27240-28050	72100
	28060-28910	74300
	28920-29760	76500
	29770-30660	78800
	30670-31590	81200
	31600-32520	83600
	32530-33500	86100
	33510-34510	88700
	34520-35560	91400
	35570-36610	94100
	36620-37700	96900
	37710-38830	99800
	38840-39400	102800

34

Remarks: Classification Allowance, X Group Pay and MSP as applicable will also be added to Basic Pay for calculation of pension

5th CPC Max of scale and Stagnation Increments data is given in main "Y" group tables.

* - values of 01/01/96 scales beyond max of 10/10/97 scale taken as it is.

~~AAO(N)~~
AAO(N)

~~SAO(N)~~
SAO(N)



0

135

Scale of Pay in the Pay band & Grade Pay at the time of Retirement :-

From 01 Jan 1973 to 31 Dec 1985	(3rd CPC) : 650-75-750
From 01 Jan 1986 to 31 Dec 1995	(4th CPC) : 2050-60-2530-75-2980
From 01 Jan 1996 to 09 Oct 1997	(5th CPC) : 6750-200-9550
From 10 Oct 1997 to 31 Dec 2005	(5th CPC) : 6600-200-9400
From 01 Jan 2006 to 31 Dec 2015	(6th CPC) : 9300-34800 + 4800 GP
Pay Level from 01 Jan 2016	(7th CPC) : Pay Matrix Level - 8

Table-53

Basic Pay from 01/01/73 to 31/12/85	Basic Pay from 01/01/86 to 31/12/95	Basic Pay from 01/01/96 to 09/10/97	Basic Pay from 10/10/97 to 31/12/05	BPay + GPay from 01/01/06 to 31/12/15	VI CPC RANGE BPay + GPay From - To	Notional Pay as on 01/01/2016
0	0	0	6600	17080	14100-18520	47600
650	2050	6750	6750	17360	14100-18520	47600
675	2050	6750	6750	17360	14100-18520	47600
700	2050	6750	6750	17360	14100-18520	47600
725	2110	6750	6750	17360	14100-18520	47600
0	2170	6750	6750	17160	14100-18520	47600
0	0	0	6800	17450	14100-18520	47600
750	2230	6950	6950	17730	14100-18520	47600
Max 750	2290	6950	6950	17730	14100-18520	47600
0	0	0	7000	17820	14100-18520	47600
SI-1 775	2350	7150	7150	18000	14100-18520	47600
0	0	0	7200	18000	14100-18520	47600
SI-2 800	2410	7350	7350	18480	14100-18520	47600
0	0	0	7400	18570	18530-19060	49000
SI-3 825	2470	7550	7550	18550	18530-19060	49000
0	0	0	7600	18940	18530-19060	49000
0	2530	7750	7750	19220	19070-19640	50500
0	0	0	7800	19310	19070-19640	50500
0	2605	7950	7950	19690	19070-19640	50500
0	0	0	8000	19680	19650-20230	52000
0	2680	8150	8150	19660	19650-20230	52000
0	0	0	8200	20060	19650-20230	52000
0	2755	8350	8350	20140	20240-20850	53600
0	0	0	8400	20130	20240-20850	53600
0	2830	8550	8550	20110	20240-20850	53600
0	0	0	8600	20400	20240-20850	53600
0	0	0	8800	21170	20860-21470	55200
0	2905	8950	8950	21150	20860-21470	55200
0	0	0	9000	21140	21480-22140	56900
0	2980	9150	9150	21120	21480-22140	56900
0	0	0	9200	21120	21480-22140	56900
0	Max 2980	9350	9350	22100	22150-22800	58600
0	0	0	9400	22190	22150-22800	58600
0	SI-1 3055	* 9550	9550	22170	22150-22800	58600



ADNhe
AAD(N)

SAO(N)

0	SI-2 3130	* 9550	9550	22570	22150-22800	58600
0	SI-3 3205	* 9550	9550	22570	22150-22800	58600
					22810-23500	60400
					23510-24200	62200
					24210-24940	64100
					24950-25680	66000
					25690-26450	68000
					26460-27230	70000
					27240-28050	72100
					28060-28910	74300
					28920-29760	76500
					29770-30660	78800
					30670-31590	81200
					31600-32520	83600
					32530-33500	86100
					33510-34510	88700
					34520-35560	91400
					35570-36610	94100
					36620-37700	96900
					37710-38830	99800
					38840-39600	102800

126

Remarks: Classification Allowance, X Group Pay and MSP as applicable will also be added to Basic Pay for calculation of pension

5th CPC Max of scale and Stagnation Increments data is given in main "Y" group tables.

* - values of 01/01/96 scales beyond max of 10/10/97 scale taken as it is.

~~AAO(N)~~
AAO(N)

~~SAO(N)~~
SAO(N)



137

Scale of Pay in the Pay band & Grade Pay at the time of Retirement :-

From 01 Jan 1973 to 31 Dec 1985 (3rd CPC) :	1000
From 01 Jan 1986 to 31 Dec 1995 (4th CPC) :	3300
From 01 Jan 1996 to 09 Oct 1997 (5th CPC) :	10500-0-10500
From 10 Oct 1997 to 31 Dec 2005 (5th CPC) :	10500-0-10500
From 01 Jan 2006 to 31 Dec 2015 (6th CPC) :	15600-39100 + 5400 GP
Pay Level from 01 Jan 2016 (7th CPC) :	Pay Matrix Level - 10

Table - 54

Basic Pay from 01/01/73 to 31/12/85	Basic Pay from 01/01/86 to 31/12/95	Basic Pay from 01/01/96 to 09/10/97	Basic Pay from 10/10/97 to 31/12/05	BPay + GPay from 01/01/06 to 31/12/15	VI CPC RANGE BPay + GPay From - To	Notional Pay as on 01/01/2016
					21000-21820	56100
					21830-22490	57800
					22500-23150	59500
					23160-23850	61300
					23860-24550	63100
1000	3300	10500	10500	24930	24560-25290	65000
					25300-26070	67000
					26080-26840	69000
					26850-27660	71100
					27670-28480	73200
					28490-29330	75400
					29340-30230	77700
					30240-31120	80000
					31130-32060	82400
					32070-33030	84900
					33040-34000	87400
					34010-35010	90000
					35020-36070	92700
					36080-37150	95500
					37160-38280	98400
					38290-39450	101400
					39460-40620	104400
					40630-41820	107500
					41830-43070	110700
					43080-44350	114000
					44360-44500	117400

Remarks: Classification Allowance, X Group Pay and MSP as applicable will also be added to Basic Pay for calculation of pension

[Signature]
AAO(N)

[Signature]
SAO(N)



138

Scale of Pay in the Pay band & Grade Pay at the time of Retirement :-


From 01 Jan 1973 to 31 Dec 1985 (3rd CPC) :	1000
From 01 Jan 1986 to 31 Dec 1995 (4th CPC) :	3300
From 01 Jan 1996 to 09 Oct 1997 (5th CPC) :	10500-0-10500
From 10 Oct 1997 to 31 Dec 2005 (5th CPC) :	10500-0-10500
From 01 Jan 2006 to 31 Dec 2015 (6th CPC) :	15600-39100 + 5400 GP
Pay Level from 01 Jan 2016 (7th CPC) :	Pay Matrix Level - 10

Basic Pay from 01/01/73 to 31/12/85	Basic Pay from 01/01/86 to 31/12/95	Basic Pay from 01/01/96 to 09/10/97	Basic Pay from 10/11/97 to 31/12/05	BPay + GPay from 01/01/06 to 31/12/15	VI CPC RANGE BPay + GPay From - To	Notional Pay as on 01/01/2016
					21000-21820	56100
					21830-22490	57800
					22500-23150	59500
					23160-23850	61300
					23860-24550	63100
1000	3300	10500	10500	24930	24560-25290	65000
					25300-26070	67000
					26080-26840	69000
					26850-27660	71100
					27670-28480	73200
					28490-29330	75400
					29340-30230	77700
					30240-31120	80000
					31130-32060	82400
					32070-33030	84900
					33040-34000	87400
					34010-35010	90000
					35020-36070	92700
					36080-37150	95500
					37160-38280	98400
					38290-39450	101400
					39460-40620	104400
					40630-41820	107500
					41830-43070	110700
					43080-44350	114000
					44360-44500	117400

Remarks: Classification Allowance, X Group Pay and MSP as applicable will also be added to Basic Pay for calculation of pension

[Signature]
AAO(N)

[Signature]
SAO(N)



139

Scale of Pay in the Pay band & Grade Pay at the time of Retirement :-

From 01 Jan 1973 to 31 Dec 1985 (3rd CPC) :	1100
From 01 Jan 1986 to 31 Dec 1995 (4th CPC) :	3400
From 01 Jan 1996 to 09 Oct 1997 (5th CPC) :	10850-0-10850
From 10 Oct 1997 to 31 Dec 2005 (5th CPC) :	10850-0-10850
From 01 Jan 2006 to 31 Dec 2015 (6th CPC) :	15600-39100 + 6100 GP
Pay Level from 01 Jan 2016 (7th CPC) :	Pay Matrix Level - 10B

Table-55

Basic Pay from 01/01/73 to 31/12/85	Basic Pay from 01/01/86 to 31/12/95	Basic Pay from 01/01/96 to 09/10/97	Basic Pay from 10/10/97 to 31/12/05	BPay + GPay from 01/01/06 to 31/12/15	VI CPC RANGE BPay + GPay From - To	Notional Pay as on 01/01/2016
					21700-23850	61300
					23860-24550	63100
					24560-25290	65000
					25300-26070	67000
1100	3400	10850	10850	26290	26080-26840	69000
					26850-27660	71100
					27670-28480	73200
					28490-29330	75400
					29340-30230	77700
					30240-31120	80000
					31130-32060	82400
					32070-33030	84900
					33040-34000	87400
					34010-35010	90000
					35020-36070	92700
					36080-37150	95500
					37160-38280	98400
					38290-39450	101400
					39460-40620	104400
					40630-41820	107500
					41830-43070	110700
					43080-44350	114000
					44360-45200	117400

Remarks: Classification Allowance, X Group Pay and MSP as applicable will also be added to Basic Pay for calculation of pension

~~AAO~~
AAO (N)

~~SAO~~
SAO (N)



Scale of Pay in the Pay band & Grade Pay at the time of Retirement :-

From 01 Jan 1973 to 31 Dec 1985 (3rd CPC) :	210-5-225
From 01 Jan 1986 to 31 Dec 1995 (4th CPC) :	930-15-945
From 01 Jan 1996 to 09 Oct 1997 (5th CPC) :	2865-55-3140
From 10 Oct 1997 to 31 Dec 2005 (5th CPC) :	3050-55-3215
From 01 Jan 2006 to 31 Dec 2015 (6th CPC) :	5200-20200 + 2000 GP
Pay Level from 01 Jan 2016 (7th CPC) :	Pay Matrix Level - 3

Table-5C

Basic Pay from 01/01/73 to 31/12/85	Basic Pay from 01/01/86 to 31/12/95	Basic Pay from 01/01/96 to 09/10/97	Basic Pay from 10/10/97 to 31/12/05	BPay + GPay from 01/01/06 to 31/12/15	VI CPC RANGE BPay + GPay From - To	Notional Pay as on 01/01/2016
210	930	2975	3050	7880	7200-8440	21700
215	930	2975	3050	7880	7200-8440	21700
220	930	2975	3050	7880	7200-8440	21700
225	930	2975	3050	7880	7200-8440	21700
0	Max 945	2975	3050	7880	7200-8440	21700
Max 225	945	2975	3050	7880	7200-8440	21700
SI-1 230	945	2975	3050	7880	7200-8440	21700
SI-2 235	945	2975	3050	7880	7200-8440	21700
SI-3 240	945	2975	3050	7880	7200-8440	21700
0	SI-1 960	3030	3050	7880	7200-8440	21700
0	SI-2 975	3085	3105	8060	7200-8440	21700
0	SI-3 990	3140	3160	8060	7200-8440	21700
0	0	0	3215	8250	7200-8440	21700
0	0	0	Max 3215	8500	8450-8710	22400
0	0	0	SI-1 3270	8500	8450-8710	22400
0	0	0	SI-2 3325	8'00	8450-8710	22400
0	0	0	SI-3 3380	8'00	8450-8710	22400
					8720-8980	23100
					8990-9260	23800
					9270-9530	24500
					9540-9800	25200
					9810-10110	26000
					10120-10420	26800
					10430-10730	27600
					10740-11050	28400
					11060-11400	29300
					11410-11750	30200
					11760-12100	31100
					12110-12450	32000
					12460-12840	33000
					12850-13220	34000
					13230-13610	35000
					13620-14040	36100
					14050-14470	37200
					14480-14900	38300

[Signature]
AAO(N)

[Signature]
SAO(N)



					14910-15330	9400
					15340-15790	40600
					15800-16260	41800
					16270-16770	43100
					16780-17270	44400
					17280-17780	45700
					17790-18320	47100
					18330-18870	48500
					18880-19450	50000
					19460-20030	51500
					20040-20620	53000
					20630-21240	54600
					21250-21860	56200
					21870-22200	57900

(M)

Remarks: Classification Allowance, X Group Pay and MSP as applicable will also be added to Basic Pay for calculation of pension

Max - Drawing max of scale for more than one year
 SI - Stagnation Increment

~~Signature~~
 AAO(N)

~~Signature~~
 SAO(N)



192

Scale of Pay in the Pay band & Grade Pay at the time of Retirement :-

From 01 Jan 1973 to 31 Dec 1985	(3rd CPC)	: 220-5-280
From 01 Jan 1986 to 31 Dec 1995	(4th CPC)	: 960-20-1200
From 01 Jan 1996 to 09 Oct 1997	(5th CPC)	: 3080-60-3980
From 10 Oct 1997 to 31 Dec 2005	(5th CPC)	: 3080-60-3980
From 01 Jan 2006 to 31 Dec 2015	(6th CPC)	: 5200-20200 + 2000 GP
Pay Level from 01 Jan 2016	(7th CPC)	: Pay Matrix Level - 3

Table - 57

Basic Pay from 01/01/76 to 31/12/85	Basic Pay from 01/01/86 to 31/12/95	Basic Pay from 01/01/96 to 09/10/97	Basic Pay from 10/10/97 to 31/12/05	BPay + GPay from 01/01/06 to 31/12/15	VI CPC RANGE BPay + GPay From - To	Notional Pay as on 01/01/2016
220	960	3080	3080	8060	7200-8440	21700
225	960	3080	3080	8060	7200-8440	21700
230	960	3080	3080	8060	7200-8440	21700
235	960	3080	3080	8060	7200-8440	21700
240	960	3080	3080	8060	7200-8440	21700
245	980	3080	3080	8060	7200-8440	21700
250	980	3080	3080	8060	7200-8440	21700
255	980	3080	3080	8060	7200-8440	21700
260	980	3080	3080	8060	7200-8440	21700
265	980	3080	3080	8060	7200-8440	21700
270	1000	3140	3140	8060	7200-8440	21700
275	1020	3200	3200	8250	7200-8440	21700
280	1020	3200	3200	8250	7200-8440	21700
Max 280	1040	3200	3200	8250	7200-8440	21700
SI-1 285	1060	3260	3260	8250	7200-8440	21700
SI-2 290	1080	3320	3320	8440	7200-8440	21700
SI-3 295	1100	3380	3380	8440	7200-8440	21700
0	1120	3440	3440	8440	8450-8710	22400
0	1140	3500	3500	8640	8450-8710	22400
0	1160	3560	3560	8640	8720-8980	23100
0	1180	3620	3620	8640	8720-8980	23100
0	1200	3680	3680	9050	8990-9260	23800
0	Max 1200	3740	3740	9050	8990-9260	23800
0	SI-1 1220	3800	3800	9270	9270-9530	24500
0	SI-2 1240	3860	3860	9270	9270-9530	24500
0	SI-3 1260	3920	3920	9490	9270-9530	24500
0	0	0	3980	9490	9270-9530	24500
0	0	0	Max 3980	9480	9540-9800	25200
0	0	0	SI-1 4040	10020	9810-10110	26000
0	0	0	SI-2 4100	10020	9810-10110	26000
0	0	0	SI-3 4160	10160	9810-10110	26000
					10120-10420	26800
					10430-10730	27600
					10740-11050	28400
					11060-11400	29300



AAO(N)

SAO(N)

					11410-11750	3200
					11760-12100	31100
					12110-12450	32000
					12460-12840	33000
					12850-13220	34000
					13230-13610	35000
					13620-14040	36100
					14050-14470	37200
					14480-14900	38300
					14910-15330	39400
					15340-15790	40600
					15800-16260	41800
					16270-16770	43100
					16780-17270	44400
					17280-17780	45700
					17790-18320	47100
					18330-18870	48500
					18880-19450	50000
					19460-20030	51500
					20040-20620	53000
					20630-21240	54600
					21250-21860	56200
					21870-22200	57900


173

Remarks: Classification Allowance, X Group Pay and MSP as applicable will also be added to Basic Pay for calculation of pension

Max - Drawing max of scale for more than one year
 SI - Stagnation Increment

~~AAO(N)~~
 AAO(N)

~~AAO(N)~~
 AAO(N)




MPA

Scale of Pay in the Pay band & Grade Pay at the time of Retirement :-

From 01 Jan 1973 to 31 Dec 1985	(3rd CPC)	: 235-6-295-8-311
From 01 Jan 1986 to 31 Dec 1995	(4th CPC)	: 1000-20-1160-25-1335
From 01 Jan 1996 to 09 Oct 1997	(5th CPC)	: 3200-70-4250
From 10 Oct 1997 to 31 Dec 2005	(5th CPC)	: 3200-70-4250
From 01 Jan 2006 to 31 Dec 2015	(6th CPC)	: 5200-20200 + 2400 GP
Pay Level from 01 Jan 2016	(7th CPC)	: Pay Matrix Level - 4

Table-58

Basic Pay from 01/01/73 to 31/12/85	Basic Pay from 01/01/86 to 31/12/95	Basic Pay from 01/01/96 to 09/10/97	Basic Pay from 10/10/97 to 31/12/05	BPay + GPay from 01/01/06 to 31/12/15	VI CPC RANGE BPay + GPay From - To	Notional Pay as on 01/01/2016
235	1000	3200	3200	8650	7600-9920	25500
241	1000	3200	3200	8650	7600-9920	25500
247	1000	3200	3200	8650	7600-9920	25500
253	1000	3200	3200	8650	7600-9920	25500
259	1000	3200	3200	8650	7600-9920	25500
265	1020	3200	3200	8650	7600-9920	25500
271	1020	3200	3200	8650	7600-9920	25500
277	1020	3200	3200	8650	7600-9920	25500
283	1040	3200	3200	8650	7600-9920	25500
289	1060	3270	3270	8650	7600-9920	25500
295	1080	3340	3340	8840	7600-9920	25500
303	1100	3410	3410	9040	7600-9920	25500
311	1120	3480	3480	9040	7600-9920	25500
Max 311	1140	3550	3550	9240	7600-9920	25500
SI-1 319	1160	3620	3620	9240	7600-9920	25500
SI-2 327	1185	3690	3690	9450	7600-9920	25500
SI-3 335	1210	3760	3760	9450	7600-9920	25500
0	1235	3830	3830	9670	7600-9920	25500
0	1260	3900	3900	9890	7600-9920	25500
0	1285	3970	3970	9390	7600-9920	25500
0	1310	4040	4040	9920	7600-9920	25500
0	1335	4110	4110	10050	9930-10230	26300
0	Max 1335	4180	4180	10180	9930-10230	26300
0	SI-1 1360	4250	4250	10110	10240-10540	27100
0	SI-2 1385	4250	4250	10110	10240-10540	27100
0	SI-3 1410	4250	4250	10110	10240-10540	27100
0	0	0	Max 4250	10520	10550-10850	27900
0	0	0	SI-1 4320	10760	10550-10850	27900
0	0	0	SI-2 4390	10390	10860-11160	28700
0	0	0	SI-3 4460	11030	10860-11160	28700
					11170-11510	29600
					11520-11860	30500
					11870-12210	31400
					12220-12560	32300
					12570-12950	33300



A. Inhe
AAO(N)

[Signature]
SAO(N)

					12960-13340	4300
					13350-13730	35300
					13740-14160	36400
					14170-14590	37500
					14600-15010	38600
					15020-15480	39800
					15490-15950	41000
					15960-16420	42200
					16430-16920	43500
					16930-17430	44800
					17440-17930	46100
					17940-18480	47500
					18490-19020	48900
					19030-19610	50400
					19620-20190	51900
					20200-20810	53500
					20820-21430	55100
					21440-22100	56800
					22110-22600	58500

135

Remarks: Classification Allowance, X Group Pay and NSP as applicable will also be added to Basic Pay for calculation of pension

Max - Drawing max of scale for more than one year
 SI - Stagnation Increment

[Signature]
 AAD(M)

[Signature]
 SAO(M)



Scale of Pay in the Pay band & Grade Pay at the time of Retirement :-

From 01 Jan 1973 to 31 Dec 1985	(3rd CPC)	: 300-8-380
From 01 Jan 1986 to 31 Dec 1995	(4th CPC)	: 1180-25-1430-30-1580
From 01 Jan 1996 to 09 Oct 1997	(5th CPC)	: 3775-85-5050
From 10 Oct 1997 to 31 Dec 2005	(5th CPC)	: 3775-85-5050
From 01 Jan 2006 to 31 Dec 2015	(6th CPC)	: 5200-20200 + 2800 GP
Pay Level from 01 Jan 2016	(7th CPC)	: Pay Matrix Level - 5

Table-59

Basic Pay from 01/01/76 to 31/12/85	Basic Pay from 01/01/86 to 31/12/95	Basic Pay from 01/01/96 to 09/10/97	Basic Pay from 10/10/97 to 31/12/05	BPay + GPay from 01/01/06 to 31/12/15	VI CPC RANGE BPay + GPay From - To	Notional Pay as on 01/01/2016
300	1180	3775	3775	9830	8000-11360	29200
308	1180	3775	3775	9830	8000-11360	29200
316	1180	3775	3775	9830	8000-11360	29200
324	1180	3775	3775	9830	8000-11360	29200
332	1180	3775	3775	9830	8000-11360	29200
340	1205	3775	3775	9830	8000-11360	29200
348	1205	3775	3775	9830	8000-11360	29200
356	1230	3775	3775	9830	8000-11360	29200
364	1255	3860	3860	9980	8000-11360	29200
372	1280	3945	3945	10140	8000-11360	29200
380	1305	4030	4030	10300	8000-11360	29200
Max 380	1330	4115	4115	10460	8000-11360	29200
SI-1 388	1355	4200	4200	10620	8000-11360	29200
SI-2 396	1380	4285	4285	10770	8000-11360	29200
SI-3 404	1405	4370	4370	10930	8000-11360	29200
0	1430	4370	4370	10930	8000-11360	29200
0	1460	4455	4455	11090	8000-11360	29200
0	0	0	4540	11250	8000-11360	29200
0	1490	4625	4625	11410	11370-11710	30100
0	1520	4710	4710	11570	11370-11710	30100
0	1550	4795	4795	11720	11720-12060	31000
0	1580	4880	4880	11880	11720-12060	31000
0	Max 1580	4965	4965	12040	11720-12060	31000
0	SI-1 1610	5050	5050	12200	12070-12410	31900
0	SI-2 1640	5050	5050	12200	12070-12410	31900
0	SI-3 1670	5050	5050	12200	12070-12410	31900
0	0	0	Max 5050	12370	12420-12800	32900
0	0	0	SI-1 5135	12730	12420-12800	32900
0	0	0	SI-2 5220	12890	12810-13190	33900
0	0	0	SI-3 5305	13050	12810-13190	33900
					13200-13570	34900
					13580-13960	35900
					13970-14390	37000
					14400-14820	38100
					14830-15250	39200



[Signature]
AAD(N)

[Signature]
SAD(N)

				15260-15720	3400
				15730-16180	41600
				16190-16650	42800
				16660-17150	44100
				17160-17660	45400
				17670-18210	46800
				18220-18750	48200
				18760-19290	49600
				19300-19880	51100
				19890-20460	52600
				20470-21080	54200
				21090-21710	55800
				21720-22370	57500
				22380-23000	59200

147

Remarks: Classification Allowance, X Group Pay and MSP as applicable will also be added to Basic Pay for calculation of pension

Max - Drawing max of scale for more than one year
 SI - Stagnation Increment

~~AAO~~ who
 AAO(N)

~~AAO~~
 SAAO(N)



Scale of Pay in the Pay band & Grade Pay at the time of Retirement :-

From 01 Jan 1973 to 31 Dec 1985	(3rd CPC)	: 385-15-475
From 01 Jan 1986 to 31 Dec 1995	(4th CPC)	: 1450-40-2090-50-2190
From 01 Jan 1996 to 09 Oct 1997	(5th CPC)	: 4650-125-6900
From 10 Oct 1997 to 31 Dec 2005	(5th CPC)	: 5200-125-7450
From 01 Jan 2006 to 31 Dec 2015	(6th CPC)	: 9300-34800 + 4200 GP
Pay Level from 01 Jan 2016	(7th CPC)	: Pay Matrix Level - 6

Table - 60

Basic Pay from 01/01/73 to 31/12/85	Basic Pay from 01/01/86 to 31/12/95	Basic Pay from 01/01/96 to 09/10/97	Basic Pay from 10/10/97 to 31/12/05	BPay + GPay from 01/01/06 to 31/12/15	VI CPC RANGE BPay + GPay From - To	Notional Pay as on 01/01/2016
					13500-13770	35400
385	1450	4650	5200	13880	13780-14200	36500
400	1450	4650	5200	13880	13780-14200	36500
415	1450	4650	5200	13880	13780-14200	36500
430	1450	4650	5200	13880	13780-14200	36500
445	1450	4650	5200	13880	13780-14200	36500
460	1490	4650	5200	13880	13780-14200	36500
475	1490	4650	5200	13880	13780-14200	36500
Max 475	1530	4775	5200	13880	13780-14200	36500
SI-1 490	1570	4900	5200	13880	13780-14200	36500
SI-2 505	1610	4900	5200	13880	13780-14200	36500
SI-3 520	1650	5025	5200	13880	13780-14200	36500
0	1690	5150	5200	13880	13780-14200	36500
0	1730	5275	5325	14110	13780-14200	36500
0	1770	5400	5450	14340	14210-14630	37600
0	1810	5525	5575	14570	14210-14630	37600
0	1850	5650	5700	14810	14640-15050	38700
0	1890	5775	5825	15040	14640-15050	38700
0	1930	5900	5950	15270	15060-15520	39900
0	1970	6025	6075	15500	15060-15520	39900
0	2010	6150	6200	15740	15530-15990	41100
0	2050	6275	6325	15970	15530-15990	41100
0	2090	6400	6450	16200	16000-16450	42300
0	2140	6525	6575	16430	16000-16450	42300
0	2190	6650	6700	16670	16460-16960	43600
0	Max 2190	6775	6825	16900	16460-16960	43600
0	SI-1 2240	6900	6950	17130	16970-17470	44900
0	SI-2 2290	6900	6950	17130	16970-17470	44900
0	SI-3 2340	6900	6950	17130	16970-17470	44900
0	0	0	7075	17360	16970-17470	44900
0	0	0	7200	17600	17480-17970	46200
0	0	0	7325	17830	17480-17970	46200
0	0	0	7450	18060	17980-18520	47600
0	0	0	Max 7450	18310	18530-19060	49000
0	0	0	SI-1 7575	18540	18530-19060	49000



A. A. O.
AAO

[Signature]
SAO(N)

0	0	0	SI-2 7700	19090	19070-19640	9500
0	0	0	SI-3 7825	19330	19070-19640	50500
					19650-20230	52000
					20240-20850	53600
					20860-21470	55200
					21480-22140	56900
					22150-22800	58600
					22810-23500	60400
					23510-24200	62200
					24210-24940	64100
					24950-25680	66000
					25690-26450	68000
					26460-27230	70000
					27240-28050	72100
					28060-28910	74300
					28920-29760	76500
					29770-30660	78800
					30670-31590	81200
					31600-32520	83600
					32530-33500	86100
					33510-34510	88700
					34520-35560	91400
					35570-36610	94100
					36620-37700	96900
					37710-38830	99800
					38840-39000	102800

149

Remarks: Classification Allowance, X Group Pay and MSP as applicable will also be added to Basic Pay for calculation of pension

Max - Drawing max of scale for more than one year
 SI - Stagnation Increment

[Signature]
 AAO(N)

[Signature]
 SAO(N)



Scale of Pay in the Pay band & Grade Pay at the time of Retirement :-

From 01 Jan 1973 to 31 Dec 1985 (3rd CPC) :	480-20-600
From 01 Jan 1986 to 31 Dec 1995 (4th CPC) :	1700-50-2300-60-2540
From 01 Jan 1996 to 09 Oct 1997 (5th CPC) :	5620-155-8100
From 10 Oct 1997 to 31 Dec 2005 (5th CPC) :	6170-155-8650
From 01 Jan 2006 to 31 Dec 2015 (6th CPC) :	9300-34800 + 4600 GP
Pay Level from 01 Jan 2016 (7th CPC) :	Pay Matrix Level - 7

Table - 61

Basic Pay from 01/01/73 to 31/12/85	Basic Pay from 01/01/86 to 31/12/95	Basic Pay from 01/01/96 to 09/10/97	Basic Pay from 10/10/97 to 31/12/05	BPay + GPay from 01/01/06 to 31/12/15	VI CPC RANGE BPay + GPay From - To	Notional Pay as on 01/01/2016
480	1700	5620	6170	16080	13900-17470	44900
500	1700	5620	6170	16080	13900-17470	44900
520	1700	5620	6170	16080	13900-17470	44900
540	1700	5620	6170	16080	13900-17470	44900
560	1700	5620	6170	16080	13900-17470	44900
580	1750	5620	6170	16080	13900-17470	44900
600	1750	5620	6170	16080	13900-17470	44900
Max 600	1800	5620	6170	16080	13900-17470	44900
SI-1 620	1850	5620	6170	16080	13900-17470	44900
SI-2 640	1900	5775	6170	16080	13900-17470	44900
SI-3 660	1950	5930	6170	16080	13900-17470	44900
0	2000	6085	6170	16080	13900-17470	44900
0	2050	6240	6325	16370	13900-17470	44900
0	2100	6395	6480	16660	13900-17470	44900
0	2150	6550	6635	16950	13900-17470	44900
0	2200	6705	6790	17230	13900-17470	44900
0	2250	6860	6945	17520	17480-17970	46200
0	2300	7015	7100	17810	17480-17970	46200
0	2360	7170	7255	18100	17980-18520	47600
0	2420	7325	7410	18390	17980-18520	47600
0	0	0	7565	18680	18530-19060	49000
0	2480	7635	7720	18960	18530-19060	49000
0	2540	7790	7875	19250	19070-19640	50500
0	Max 2540	7945	8030	19540	19070-19640	50500
0	SI-1 2600	8100	8185	19830	19650-20230	52000
0	SI-2 2660	8100	8185	19830	19650-20230	52000
0	SI-3 2720	8100	8185	19830	19650-20230	52000
0	0	0	8340	20120	19650-20230	52000
0	0	0	8495	20410	20240-20850	53600
0	0	0	8650	20700	20240-20850	53600
0	0	0	Max 8650	21010	20860-21470	55200
0	0	0	SI-1 8805	21310	21480-22140	56900
0	0	0	SI-2 8960	21610	21480-22140	56900
0	0	0	SI-3 9115	21910	22150-22800	58600



[Signature]
AAO(N)

[Signature]
SAO(N)

				22810-23500	60400
				23510-24200	62200
				24210-24940	64100
				24950-25680	66000
				25690-26450	68000
				26460-27230	70000
				27240-28050	72100
				28060-28910	74300
				28920-29760	76500
				29770-30660	78800
				30670-31590	81200
				31600-32520	83600
				32530-33500	86100
				33510-34510	88700
				34520-35560	91400
				35570-36610	94100
				36620-37700	96900
				37710-38830	99800
				38840-39400	102800

(15)

Remarks: Classification Allowance, X Group Pay and MSP as applicable will also be added to Basic Pay for calculation of pension

Max - Drawing max of scale for more than one year
SI - Stagnation Increment

[Signature]
AAO (N)

[Signature]
SAO (N)



132

Scale of Pay in the Pay band & Grade Pay at the time of Retirement :-

From 01 Jan 1973 to 31 Dec 1985	(3rd CPC) : 600-25-700
From 01 Jan 1986 to 31 Dec 1995	(4th CPC) : 2000-60-2540-75-2915
From 01 Jan 1996 to 09 Oct 1997	(5th CPC) : 6600-200-9400
From 10 Oct 1997 to 31 Dec 2005	(5th CPC) : 6600-200-9400
From 01 Jan 2006 to 31 Dec 2015	(6th CPC) : 9300-34800 + 4800 GP
Pay Level from 01 Jan 2016	(7th CPC) : Pay Matrix Level - 8

Table-62

Basic Pay from 01/01/73 to 31/12/85	Basic Pay from 01/01/86 to 31/12/95	Basic Pay from 01/01/96 to 09/10/97	Basic Pay from 10/10/97 to 31/12/05	BPay + GPay from 01/01/06 to 31/12/15	VI CPC RANGE BPay + GPay From - To	Notional Pay as on 01/01/2016
600	2000	6600	6600	17080	14100-18520	47600
625	2000	6600	6600	17080	14100-18520	47600
650	2000	6600	6600	17080	14100-18520	47600
675	2000	6600	6600	17080	14100-18520	47600
700	2060	6600	6600	17080	14100-18520	47600
Max 700	2120	6600	6600	17080	14100-18520	47600
SI-1 725	2180	6800	6800	17450	14100-18520	47600
SI-2 750	2240	6800	6800	17450	14100-18520	47600
SI-3 775	2300	7000	7000	17820	14100-18520	47600
0	2360	7200	7200	18200	14100-18520	47600
0	2420	7400	7400	18570	18530-19060	49000
0	2480	7600	7600	18940	18530-19060	49000
0	2540	7800	7800	19310	19070-19640	50500
0	2615	8000	8000	19680	19650-20230	52000
0	2690	8200	8200	20060	19650-20230	52000
0	2765	8400	8400	20430	20240-20850	53600
0	2840	8600	8600	20800	20240-20850	53600
0	2915	8800	8800	21170	20860-21470	55200
0	Max 2915	9000	9000	21540	21480-22140	56900
0	0	9200	9200	21920	21480-22140	56900
0	SI-1 2990	9400	9400	22290	22150-22800	58600
0	SI-2 3065	9400	9400	22290	22150-22800	58600
0	SI-3 3140	9400	9400	22290	22150-22800	58600
0	0	0	Max 9400	22660	22810-23500	60400
0	0	0	SI-1 9600	23040	22810-23500	60400
0	0	0	SI-2 9800	23420	23510-24200	62200
0	0	0	SI-3 10000	23800	23510-24200	62200
					24210-24940	64100
					24950-25680	66000
					25690-26450	68000
					26460-27230	70000
					27240-28050	72100
					28060-28910	74300
					28920-29760	76500
					29770-30660	78800



AAO(M)

AAO(M)

					30670-31590	1200
					31600-32520	83600
					32530-33500	86100
					33510-34510	88700
					34520-35560	91400
					35570-36610	94100
					36620-37700	96900
					37710-38830	99800
					38840-39600	102800

153

Remarks: Classification Allowance, X Group Pay and MSP as applicable will also be added to Basic Pay for calculation of pension

Max - Drawing max of scale for more than one year
 SI - Stagnation Increment

~~Signature~~
 AAO(N)

~~Signature~~
 JAO(N)



159

Scale of Pay in the Pay band & Grade Pay at the time of Retirement :-

From 01 Jan 1973 to 31 Dec 1985 (3rd CPC)	: 1000
From 01 Jan 1986 to 31 Dec 1995 (4th CPC)	: 3300
From 01 Jan 1996 to 09 Oct 1997 (5th CPC)	: 10500-0-10500
From 10 Oct 1997 to 31 Dec 2005 (5th CPC)	: 10500-0-10500
From 01 Jan 2006 to 31 Dec 2015 (6th CPC)	: 15600-39100 + 5400 GP
Pay Level from 01 Jan 2016 (7th CPC)	: Pay Matrix Level - 10

Table-625

Basic Pay from 01/01/78 to 31/12/85	Basic Pay from 01/01/86 to 31/12/95	Basic Pay from 01/01/96 to 09/10/97	Basic Pay from 10/10/97 to 31/12/05	BPay + GPay from 01/01/06 to 31/12/15	VI CPC RANGE BPay + GPay From - To	Notional Pay as on 01/01/2016
					21000-21820	56100
					21830-22490	57800
					22500-23150	59500
					23160-23850	61300
					23860-24550	63100
1000	3300	10500	10500	24930	24560-25290	65000
					25300-26070	67000
					26080-26840	69000
					26850-27660	71100
					27670-28480	73200
					28490-29330	75400
					29340-30230	77700
					30240-31120	80000
					31130-32060	82400
					32070-33030	84900
					33040-34000	87400
					34010-35010	90000
					35020-36070	92700
					36080-37150	95500
					37160-38280	98400
					38290-39450	101400
					39460-40620	104400
					40630-41820	107500
					41830-43070	110700
					43080-44350	114000
					44360-44500	117400

Remarks: Classification Allowance, X Group Pay and MSP as applicable will also be added to Basic Pay for calculation of pension



[Signature]
AAO(N)

[Signature]
SAO(N)


155

Scale of Pay in the Pay band & Grade Pay at the time of Retirement :-

From 01 Jan 1973 to 31 Dec 1985 (3rd CPC)	: 1000
From 01 Jan 1986 to 31 Dec 1995 (4th CPC)	: 3300
From 01 Jan 1996 to 09 Oct 1997 (5th CPC)	: 10500-0-10500
From 10 Oct 1997 to 31 Dec 2005 (5th CPC)	: 10500-0-10500
From 01 Jan 2006 to 31 Dec 2015 (6th CPC)	: 15600-39100 + 5400 GP
Pay Level from 01 Jan 2016 (7th CPC)	: Pay Matrix Level - 10

Basic Pay from 01/01/78 ² to 31/12/85	Basic Pay from 01/01/86 to 31/12/95	Basic Pay from 01/01/96 to 09/10/97	Basic Pay from 10/11/97 to 31/12/05	BPay + GPay from 01/01/06 to 31/12/15	VI CPC RANGE BPay + GPay From - To	Notional Pay as on 01/01/2016
					21000-21820	56100
					21830-22490	57800
					22500-23150	59500
					23160-23850	61300
					23860-24550	63100
1000	3300	10500	10500	24930	24560-25290	65000
					25300-26070	67000
					26080-26840	69000
					26850-27660	71100
					27670-28480	73200
					28490-29330	75400
					29340-30230	77700
					30240-31120	80000
					31130-32060	82400
					32070-33030	84900
					33040-34000	87400
					34010-35010	90000
					35020-36070	92700
					36080-37150	95500
					37160-38280	98400
					38290-39450	101400
					39460-40620	104400
					40630-41820	107500
					41830-43070	110700
					43080-44350	114000
					44360-44500	117400

Remarks: Classification Allowance, X Group Pay and MSP as applicable will also be added to Basic Pay for calculation of pension



[Signature]
AAO(N)

[Signature]
SAO(N)


Scale of Pay in the Pay band & Grade Pay at the time of Retirement :-

From 01 Jan 1973 to 31 Dec 1985 (3rd CPC)	: 1100
From 01 Jan 1986 to 31 Dec 1995 (4th CPC)	: 3400
From 01 Jan 1996 to 09 Oct 1997 (5th CPC)	: 10850-0-10850
From 10 Oct 1997 to 31 Dec 2005 (5th CPC)	: 10850-0-10850
From 01 Jan 2006 to 31 Dec 2015 (6th CPC)	: 15600-39100 + 6100 GP
Pay Level from 01 Jan 2016 (7th CPC)	: Pay Matrix Level - 10B

Table-64

Basic Pay from 01/01/78 to 31/12/85	Basic Pay from 01/01/86 to 31/12/95	Basic Pay from 01/01/96 to 09/10/97	Basic Pay from 10/10/97 to 31/12/05	BPay + GPay from 01/01/06 to 31/12/15	VI CPC RANGE BPay + GPay From - To	Notional Pay as on 01/01/2016
					21700-23850	61300
					23860-24550	63100
					24560-25290	65000
					25300-26070	67000
1100	3400	10850	10850	26290	26080-26840	69000
					26850-27660	71100
					27670-28480	73200
					28490-29330	75400
					29340-30230	77700
					30240-31120	80000
					31130-32060	82400
					32070-33030	84900
					33040-34000	87400
					34010-35010	90000
					35020-36070	92700
					36080-37150	95500
					37160-38280	98400
					38290-39450	101400
					39460-40620	104400
					40630-41820	107500
					41830-43070	110700
					43080-44350	114000
					44360-45200	117400

Remarks: Classification Allowance, X Group Pay and MSP as applicable will also be added to Basic Pay for calculation of pension



[Handwritten Signature]
AAO(H)

[Handwritten Signature]
SAO(H)

174



5
ADJUTANT-GEN
Principal
11/04/07

Row No	Rank	Group from 1.1.86								Group from 10.10.97			Group from 01.01.06		X	
		Sepoy			A		Basic pay from 01.01.2006 to 31.12.2015 relevant to col.8	X		Locate the pay range corresponding to the Basic pay of col.10 or 12		Notional Basic pay relevant to the range as on 01.01.2016				
		Blank	Class-3	Class-2	Class-1	Blank		BandPay	BP+GP	RangeMin	RangeMax		Matrix Pay			
		Basic pay(Class wise) relevant to col.1 from 01.01.1996 to 09.10.1997					Choose the Basic Pay equal to that at col. 3 to 5			Basic pay from 10.10.1997 to 31.12.2005 relevant to col.6		Basic pay from 01.01.2006 to 31.12.2015 relevant to col.8				
		3500-55-4160					3600-70-4650			5200-20200 + GP 2000		5200-20200 + GP 2000		Level-3		
		Blank	2	3	4	5	6	7	8	9	10	11	12	13	14	15
1	I		3500	3500	3500	3500	3500	3600	3600	3600	3600	6840	8840	8440	8440	21700
2			3500	3500	3555	3555	3555	3600	3600	3600	3600	6840	8840	8450	8710	22400
3			3500	3555	3610	3610	3610	3670	3670	3670	3670	7050	9050	8720	8980	23100
4			3555	3610	3665	3665	3670	3740	3740	3740	3740	7050	9050	8990	9260	23800
5			3610	3665	3720	3720	3720	3810	3810	3810	3810	7050	9050	9270	9530	24500
6			3665	3720	3775	3775	3775	3880	3880	3880	3880	7490	9490	9810	10110	26000
7			3720	3775	3830	3830	3830	3950	3950	3950	3950	7490	9490	10120	10420	26800
8			3775	3830	3885	3885	3885	3950	3950	3950	3950	7490	9490	10430	10730	27600
9			3830	3885	3940	3940	3940	4020	4020	4020	4020	7610	9610	10740	11050	28400
10			3885	3940	3995	3995	3995	4090	4090	4090	4090	7610	9610	11060	11400	29300
11			3940	3995	4050	4050	4050	4160	4160	4160	4160	7740	9740	11410	11750	30200
12			3995	4050	4105	4105	4105	4230	4230	4230	4230	7740	9740	11760	12100	31100
13			4050	4105	4160	4160	4160	4300	4300	4300	4300	8000	10000	12110	12450	32000
14								4370	4370	4370	4370	8000	10000	12460	12840	33000
15								4440	4440	4440	4440	8130	10130	12850	13220	34000
16								4510	4510	4510	4510	8260	10260	13230	13610	35000
17								4580	4580	4580	4580	8390	10390	13620	14040	36100
18								4650	4650	4650	4650	8520	10520	14050	14470	37200
19												8650	10650	14480	14900	38300
20													10650	14910	15330	39400
21														15340	15790	40600
22														15800	16260	41800
23														16270	16770	43100
24														16780	17270	44400
25														17280	17780	45700
26														17790	18320	47100
27														18330	18870	48500
28														18880	19450	50000
29														19460	20030	51500
30														20040	20620	53000
31														20630	21240	54500
32														21250	21860	56200
33														21870	22200	57900

रितीय कुमार सावनी / Daleek Kumar Sabni
वरिष्ठ लेखा अधिकारी / Sr. Accounts Officer

174

158

158

Row No	Group from 1.1.86										Group from 10.10.97				Group from 01.01.06								
	Rank		Sepoy				B				Y				Y								
	Basic pay from 01.01.1986 to 31.12.1995		Basic pay(Class wise) relevant to col.1 from 01.01.1996 to 09.10.1997				Choose the Basic Pay equal to that at col. 2 to 5				Basic pay from 10.10.1997 to 31.12.2005 relevant to col.6				Basic pay from 01.01.2006 to 31.12.2015 relevant to col.8				Locate the pay range corresponding to the Basic pay at col.10 or 12				Notional Basic pay relevant to the range as on 01.01.2016
		Class-1 Class-2 Class-3 Class-4				Class-1 Class-2 Class-3 Class-4				Blank				Blank				RangeMin RangeMax				Matrix Pay	
950-15-1010-20-1170		3050-55-3875				3050-55-3875				3250-70-4300				5200-20200 + GP 2000				5200-20200 + GP 2000				Level-3	
		2 3 4 5				6				7				8 9 10 11 12				13 14				15	
1	950	3050	3050	3050	3105	3050	3050	3105	3050	3250	3250	3250	3250	3250	6250	6250	6250	6250	6250	8440	8440	21700	
2	965	3050	3050	3050	3160	3105	3105	3160	3105	3160	3160	3160	3160	3160	6250	6250	6250	6250	6250	8450	8450	22400	
3	980	3050	3050	3050	3215	3160	3160	3215	3160	3215	3215	3215	3215	3215	6250	6250	6250	6250	6250	8720	8720	23100	
4	995	3105	3160	3160	3215	3215	3215	3270	3215	3270	3270	3270	3270	3270	6250	6250	6250	6250	6250	8990	8990	23800	
5	1010	3160	3215	3215	3270	3270	3270	3325	3270	3325	3325	3325	3325	3325	6250	6250	6250	6250	6250	9270	9270	24500	
6	1030	3215	3270	3270	3325	3325	3325	3380	3325	3380	3380	3380	3380	3380	6440	6440	6440	6440	6440	9540	9540	25200	
7	1050	3270	3325	3325	3380	3380	3380	3435	3380	3435	3435	3435	3435	3435	6440	6440	6440	6440	6440	9810	9810	26000	
8	1070	3325	3380	3380	3435	3435	3435	3490	3435	3490	3490	3490	3490	3490	6640	6640	6640	6640	6640	10120	10120	26800	
9	1090	3380	3435	3435	3490	3490	3490	3545	3490	3545	3545	3545	3545	3545	6640	6640	6640	6640	6640	10430	10430	27600	
10	1110	3435	3490	3490	3545	3545	3545	3600	3545	3600	3600	3600	3600	3600	6840	6840	6840	6840	6840	10740	10740	28400	
11	1130	3490	3545	3545	3600	3600	3600	3655	3600	3655	3655	3655	3655	3655	6840	6840	6840	6840	6840	11050	11050	28400	
12	1150	3545	3600	3600	3655	3655	3655	3710	3655	3710	3710	3710	3710	3710	7050	7050	7050	7050	7050	11410	11410	29300	
13	1170	3600	3655	3655	3710	3710	3710	3765	3710	3765	3765	3765	3765	3765	7050	7050	7050	7050	7050	11760	11760	30200	
14															7270	7270	7270	7270	7270	12110	12110	31100	
15															7490	7490	7490	7490	7490	12460	12460	32000	
16															7490	7490	7490	7490	7490	12840	12840	33000	
17															7490	7490	7490	7490	7490	13220	13220	34000	
18															7490	7490	7490	7490	7490	13610	13610	35000	
19															7610	7610	7610	7610	7610	14040	14040	36100	
20															7610	7610	7610	7610	7610	14470	14470	37200	
21															7740	7740	7740	7740	7740	14900	14900	38300	
22															7870	7870	7870	7870	7870	15330	15330	39400	
23															8000	8000	8000	8000	8000	15790	15790	40600	
24																				15800	16260	41800	
25																				16270	16770	43100	
26																				16780	17270	44400	
27																				17280	17780	45700	
28																				17790	18320	47100	
29																				18330	18870	48500	
30																				18880	19450	50000	
31																				19460	20030	51500	
32																				20040	20620	53000	
33																				20630	21240	54600	
34																				21250	21860	56200	
35																				21870	22200	57900	



159
 158 (AT-1) 158
 158 (AT-1) / AFO (M)

रिजिस्ट्रार जनरल
 वरिष्ठ लेखा अधिकारी

159

159

Row No	Rank						Sepoy					Group from 1.1.86				C				Group from 10.10.97				Y			Group from 01.01.06			Notional Basic pay relevant to the range as on 01.01.2016
	Basic pay from 01.01.1986 to 31.12.1995		Basic pay(Class wise) relevant to col.1 from 01.01.1996 to 09.10.1997				Choose the Basic Pay equal to that at col. 2 to 5		Basic pay from 10.10.1997 to 31.12.2005 relevant to col.6		Basic pay from 01.01.2006 to 31.12.2015 relevant to col.8		Locate the pay range corresponding to the Basic pay at col.10 or 12		Range/Min	Range/Max	Matrix Pay	Level-3												
	1	2	3	4	5	6	7	8	9	10	11	12	13	14					15											
	920-15-980-20-1140	2945-55-3825						3250-70-4300	5200-20200 + GP 2000		5200-20200 + GP 2000		5200-20200 + GP 2000																	
1	920	3000	3000	3000	3000	2945		3250		6250	8250		<8440	8440																
2	935	3000	3000	3000	3055	3000		3250		6250	8250		8450	8710																
3	950	3000	3000	3055	3055	3055		3250		6250	8250		8720	8980																
4	965	3000	3055	3110	3110	3110		3250		6250	8250		8990	9260																
5	980	3055	3110	3110	3165	3165		3250		6250	8250		9270	9530																
6	1000	3110	3165	3165	3220	3220		3250		6250	8250		9540	9800																
7	1020	3165	3220	3220	3275	3275		3320		6250	8250		9810	10110																
8	1040	3220	3275	3330	3330	3330		3390		6440	8440		10120	10420																
9	1060	3275	3330	3385	3385	3385		3390		6440	8440		10430	10730																
10	1080	3330	3385	3440	3440	3440		3460		6640	8640		10740	11050																
11	1100	3385	3440	3495	3550	3495		3530		6840	8840		11060	11400																
12	1120	3440	3495	3550	3605	3550		3600		6840	8840		11410	11750																
13	1140	3550	3550	3605	3660	3605		3670		7050	9050		11760	12100																
14						3660		3670		7050	9050		12110	12450																
15						3715		3740		7050	9050		12460	12840																
16						3770		3810		7270	9270		12850	13220																
17						3825		3880		7490	9490		13230	13610																
18								3950		7490	9490		13620	14040																
19								4020		7610	9610		14050	14470																
20								4090		7610	9610		14480	14900																
21								4160		7740	9740		14910	15330																
22								4230		7870	9870		15340	15790																
23								4300		8000	10000		15800	16260																
24													16270	16770																
25													16780	17270																
26													17280	17780																
27													17790	18320																
28													18330	18870																
29													18880	19450																
30													19460	20030																
31													20040	20620																
32													20630	21240																
33													21250	21860																
34													21870	22200																



रवींद्र कुमार यादव / Pradeep Kumar Yadav
 ग. सं. अ. (वि. प्र.) / AAO (A/P)


AAO(A/P-1)
 (5)

भारतीय रिजर्व बैंक
 शाखा कार्यालय, इलाहाबाद
 (54-अकाउन्ट्स ऑफिस)
 दिनांक: 25/09/2015

169

Row No	Rank		Sepoy							Group from 1.1.86				D				Group from 10.10.97				Y or Z		Group from 01.01.06		Notional Basic pay relevant to the range as on 01.01.2016								
	Basic pay from 01.01.1986 to 31.12.1995		Basic pay(Class wise) relevant to col.1 from 01.01.1996 to 09.10.1997							Choose the Basic Pay equal to that at col. 2 to 5				Basic pay from 10.10.1997 to 31.12.2005 relevant to col.6				Basic pay from 01.01.2006 to 31.12.2015 relevant to col.7(Y to Y) & 8(Z to Y) respectively				Locate the pay range corresponding to the Basic pay at col.10 or 12												
	1	2	3	4	5	6	7	8	9	10	11	12	13	14	15	16	17	18	19	20	21	22	23	24	25		26	27	28	29	30	31	32	33
	900-15-960-20-1120	2945-55-3825											3050-55-3875				5200-20200 + GP 2000				5200-20200 + GP 2000		Level-3											
1	900	3000	3000	3000	3000	2945	3250	3050	8250	5880	7880	<8440	8440	21700																				
2	915	3000	3000	3000	3000	3000	3250	3050	8250	5880	7880	8450	8710	22400																				
3	930	3000	3000	3000	3000	3055	3250	3105	8250	6060	8060	8720	8980	23100																				
4	945	3000	3000	3000	3055	3110	3250	3160	8250	6060	8060	8990	9260	23800																				
5	960	3055	3055	3055	3055	3165	3250	3215	8250	6250	8250	9270	9530	24500																				
6	980	3055	3055	3110	3165	3220	3250	3270	8250	6250	8250	9540	9800	25200																				
7	1000	3110	3165	3165	3220	3275	3320	3325	8250	6440	8440	9810	10110	26000																				
8	1020	3165	3220	3220	3275	3330	3380	3380	8440	6440	8440	10120	10420	26800																				
9	1040	3220	3275	3275	3330	3385	3390	3435	8440	6640	8640	10430	10730	27600																				
10	1060	3275	3330	3330	3385	3440	3460	3490	8640	6640	8640	10740	11050	28400																				
11	1080	3330	3385	3385	3440	3495	3530	3545	8840	6840	8840	11060	11400	29300																				
12	1100	3385	3440	3440	3495	3550	3600	3600	8840	6840	8840	11410	11750	30200																				
13	1120	3440	3495	3550	3550	3605	3670	3655	9050	7050	9050	11760	12100	31100																				
14						3660	3670	3710	9050	7050	9050	12110	12450	32000																				
15						3715	3740	3765	9270	7270	9270	12460	12840	33000																				
16						3770	3810	3820	9270	7270	9270	12850	13220	34000																				
17						3825	3880	3875	9490	7490	9490	13230	13610	35000																				
18							3950		9490			13620	14040	36100																				
19							4020		9610			14050	14470	37200																				
20							4090		9610			14480	14900	38300																				
21							4160		9740			14910	15330	39400																				
22							4230		9870			15340	15790	40600																				
23							4300		10000			15800	16260	41800																				
24												16270	16770	43100																				
25												16780	17270	44400																				
26												17280	17780	45700																				
27												17790	18320	47100																				
28												18330	18870	48500																				
29												18880	19450	50000																				
30												19460	20030	51500																				
31												20040	20620	53000																				
32												20630	21240	54600																				
33												21250	21860	56200																				
34												21870	22200	57900																				

Yashpal



5

(1-11) OKY / 11010 / 11010

डिप्टी क्वॉटर मास्टर / Daleep Kuriya / Sr. Accounts Officer

169

161

Row No.	Rank	Group from 1.1.86										Group from 10.10.97			Group from 01.01.06			Notional Basic pay relevant to the range as on 01.01.2016 Matrix Pay
		Sepoy					E					Y or Z			Y or Z			
		Basic pay from col.1 from 01.01.1996 to 09.10.1997		Choose the Basic Pay equal to that at col. 3 to 5			Basic pay from 10.10.1997 to 31.12.2005 relevant to col.6					Basic pay from 01.01.2006 to 31.12.2015 relevant to col.7(Y to Y) & 8(Z to Y) respectively			Locate the pay range corresponding to the Basic pay at col.10 or 12			
Blank	Class-3	Class-2	Class-1	2	3	4	5	6	7	8	9	10	11	12	13	14		
	870-15-930-20-1090	2900-55-3725										5200-20200 + GP 2000			5200-20200 + GP 2000			Level-3
1	870		2900	2900	2900	2900	2900	2900	3250	3050	6250	8250	5880	7880	<8440	8440	21700	
2	885		2900	2900	2900	2900	2900	2955	3250	3050	6250	8250	5880	7880	8450	8710	22400	
3	900		2900	2900	2900	2900	2900	3010	3250	3050	6250	8250	5880	7880	8720	8980	23100	
4	915		2955	2955	2955	2955	2955	3065	3250	3105	6250	8250	6060	8060	8990	9260	23800	
5	930		2955	2955	2955	2955	3120	3175	3250	3160	6250	8250	6060	8060	9270	9530	24500	
6	950		2955	2955	2955	2955	3175	3175	3250	3215	6250	8250	6250	8250	9540	9800	25200	
7	970		3010	3065	3065	3065	3230	3230	3250	3270	6250	8250	6250	8250	10110	10110	26000	
8	990		3065	3120	3120	3120	3285	3285	3320	3325	6250	8250	6440	8440	10420	10420	26800	
9	1010		3120	3175	3175	3175	3340	3340	3390	3380	6440	8440	6440	8440	10730	10730	27600	
10	1030		3175	3230	3230	3230	3395	3395	3460	3435	6640	8640	6640	8640	11050	11050	28400	
11	1050		3230	3285	3285	3285	3450	3450	3460	3490	6640	8640	6640	8640	11400	11400	29300	
12	1070		3340	3340	3340	3340	3505	3505	3530	3545	6840	8840	6840	8840	11750	11750	30200	
13	1090		3395	3395	3395	3395	3560	3560	3600	3600	6840	8840	6840	8840	12100	12100	31100	
14							3615	3615	3670	3655	7050	9050	7050	9050	12450	12450	32000	
15							3670	3670	3740	3710	7050	9050	7050	9050	12840	12840	33000	
16							3725	3725	3740	3765	7050	9050	7270	9270	13250	13220	34000	
17									3810	3820	7270	9270	7270	9270	13610	13610	35000	
18									3880	3875	7490	9490	7490	9490	14040	14040	36100	
19									3950		7490	9490	7490	9490	14470	14470	37200	
20									4020		7610	9610	7610	9610	14900	14900	38300	
21									4090		7610	9610	7610	9610	15330	15330	39400	
22									4160		7740	9740	7740	9740	15790	15790	40600	
23									4230		7870	9870	7870	9870	16260	16260	41800	
24									4300		8000	10000	8000	10000	16770	16770	43100	
25															17270	17270	44400	
26															17780	17780	45700	
27															18320	18320	47100	
28															18870	18870	48500	
29															19460	19460	50000	
30															20040	20040	51500	
31															20630	20630	53000	
32															21240	21240	54600	
33															21860	21860	56200	
34															22200	22200	57900	

161



श्री प्रदीप कुमार यादव / Pradeep Kumar Yadav
 स. अ. (श्री 1) / AAO (AT-1)

5 (AT-1)
 AAO (AT-1)


प्रदीप कुमार यादव / Pradeep Kumar Yadav
 स. अ. (श्री 1) / Sr. Accounts Officer

Row No	Rank	Naik								Group from 1.1.86				Group from 10.10.97				Group from 01.01.06				Notional Basic pay relevant to the range as on 01.01.2015					
		Basic pay(Class wise) relevant to col.1 from 01.01.1996 to 09.10.1997								Choose the Basic Pay equal to that at col. 3 to 5				Basic pay from 10.10.1997 to 31.12.2005 relevant to col.6				Basic pay from 01.01.2006 to 31.12.2015 relevant to col.8					Locate the pay range corresponding to the Basic pay at col.10 or 12				
		Blank	Class-3	Class-2	Class-1	Blank	2	3	4	5	6	Blank	7	8	9	10	11	12	13	14	15		RangeMin	RangeMax			
		1160-20-1320-25-1495	3700-70-4750												3700-85-4975				5200-20200 + GP 2400				5700-20200 + GP 2400				Level-4
1		1160	3700	3700	3700	3700	3700	3700	3700	3700		7	3700	7050	9450	<9920	9920	9920	9920	9920	<9920	9920	9920	9920	25500		
2		1180	3700	3700	3770	3840	3910	3980	4050	4120			3785	7270	9670	9930	10230	10230	10230	10230	9930	10230	10230	10230	26300		
3		1200	3700	3770	3840	3910	3980	4050	4120			3870	7270	9670				10240	10540	10540	10240	10540	10540	10540	27100		
4		1220	3770	3840	3910	3980	4050	4120				3955	7490	9890				10550	10850	10850	10550	10850	10850	10850	27900		
5		1240	3840	3910	3980	4050	4120					4040	7610	10010				10860	11160	11160	10860	11160	11160	11160	28700		
6		1260	3910	3980	4050	4120						4125	7680	10080				11170	11510	11510	11170	11510	11510	11510	29600		
7		1280	3980	4050	4120							4210	7840	10240				11520	11860	11860	11520	11860	11860	11860	30500		
8		1300	3980	4050	4120							4295	7990	10390				11870	12210	12210	11870	12210	12210	12210	31400		
9		1320	4050	4120	4190							4380	8150	10550				12220	12560	12560	12220	12560	12560	12560	32300		
10		1345	4120	4190	4260							4465	8310	10710				12570	12910	12910	12570	12910	12910	12910	33300		
11		1370	4190	4260	4330							4550	8470	10870				12960	13300	13300	12960	13300	13300	13300	34300		
12		1395	4260	4330	4400							4635	8630	11030				13350	13690	13690	13350	13690	13690	13690	35300		
13		1420	4400	4470	4540							4720	8780	11180				13700	14040	14040	13700	14040	14040	14040	36400		
14		1445	4470	4540	4610							4805	8940	11340				14170	14510	14510	14170	14510	14510	14510	37500		
15		1470	4540	4610	4680							4890	9100	11500				14600	14940	14940	14600	14940	14940	14940	38600		
16		1495	4610	4680	4750							4975	9260	11660				15020	15360	15360	15020	15360	15360	15360	39800		
17																		15480	15820	15820	15480	15820	15820	15820	41000		
18																		15960	16300	16300	15960	16300	16300	16300	42200		
19																		16430	16770	16770	16430	16770	16770	16770	43500		
20																		16930	17270	17270	16930	17270	17270	17270	44800		
21																		17440	17780	17780	17440	17780	17780	17780	46100		
22																		17940	18280	18280	17940	18280	18280	18280	47500		
23																		18490	18830	18830	18490	18830	18830	18830	48900		
24																		19030	19370	19370	19030	19370	19370	19370	50400		
25																		19620	19960	19960	19620	19960	19960	19960	51900		
26																		20200	20540	20540	20200	20540	20540	20540	53500		
27																		20820	21160	21160	20820	21160	21160	21160	55100		
28																		21440	21780	21780	21440	21780	21780	21780	56800		
29																		22110	22450	22450	22110	22450	22450	22450	58500		

182

रिपोर्टर साबनी / Daleep Kumar
 नॉन्स स्टाफ अधिकारी / Sr. Accounts Officer

AAO(AT-1)



रिपोर्टर शर्मा / Pradeep Kumar Yadav
 ए. ए. (आ.नं. 1) / AAO (AT-1)

Row No	Rank			Naik						Group from 1.1.86				B		Group from 10.10.97				Group from 01.01.06				Y																																																																																																																																																																																																																																																																																																																																																																																																																																																																																																																																																																																																																																																																																																																																																																																																																																																																																																																																																																																																																																																																																																																																																																																																	
	Basic pay from 01.01.1986 to 31.12.1995			Basic pay(Class wise) relevant to col.1 from 01.01.1996 to 09.10.1997						Choose the Basic Pay equal to that at col. 2 to 5				Basic pay from 10.10.1997 to 31.12.2005 relevant to col.6				Basic pay from 01.01.2006 to 31.12.2015 relevant to col.8				Locate the pay range corresponding to the Basic pay at col.10 or 12				Notional Basic pay relevant to the range as on 01.01.2016 Matrix Pay																																																																																																																																																																																																																																																																																																																																																																																																																																																																																																																																																																																																																																																																																																																																																																																																																																																																																																																																																																																																																																																																																																																																																																																															
				Class-4		Class-3		Class-2		Class-1						Blank				Blank		RangeMin			RangeMax																																																																																																																																																																																																																																																																																																																																																																																																																																																																																																																																																																																																																																																																																																																																																																																																																																																																																																																																																																																																																																																																																																																																																																																																
1020-20-1180-25-1355			3250		3250-70-4300		3425-85-4700				5200-20200 + GP 2400				5200-20200 + GP 2400				5200-20200 + GP 2400				Level-4																																																																																																																																																																																																																																																																																																																																																																																																																																																																																																																																																																																																																																																																																																																																																																																																																																																																																																																																																																																																																																																																																																																																																																																																		
1	1020	3250	3250	3250	3320	3320	3390	3460	3530	3600	3670	3740	3810	3880	3950	4020	4090	4160	4230	4300	4370	4440	4510	4580	4650	4720	4790	4860	4930	5000	5070	5140	5210	5280	5350	5420	5490	5560	5630	5700	5770	5840	5910	5980	6050	6120	6190	6260	6330	6400	6470	6540	6610	6680	6750	6820	6890	6960	7030	7100	7170	7240	7310	7380	7450	7520	7590	7660	7730	7800	7870	7940	8010	8080	8150	8220	8290	8360	8430	8500	8570	8640	8710	8780	8850	8920	8990	9060	9130	9200	9270	9340	9410	9480	9550	9620	9690	9760	9830	9900	9970	10040	10110	10180	10250	10320	10390	10460	10530	10600	10670	10740	10810	10880	10950	11020	11090	11160	11230	11300	11370	11440	11510	11580	11650	11720	11790	11860	11930	12000	12070	12140	12210	12280	12350	12420	12490	12560	12630	12700	12770	12840	12910	12980	13050	13120	13190	13260	13330	13400	13470	13540	13610	13680	13750	13820	13890	13960	14030	14100	14170	14240	14310	14380	14450	14520	14590	14660	14730	14800	14870	14940	15010	15080	15150	15220	15290	15360	15430	15500	15570	15640	15710	15780	15850	15920	15990	16060	16130	16200	16270	16340	16410	16480	16550	16620	16690	16760	16830	16900	16970	17040	17110	17180	17250	17320	17390	17460	17530	17600	17670	17740	17810	17880	17950	18020	18090	18160	18230	18300	18370	18440	18510	18580	18650	18720	18790	18860	18930	19000	19070	19140	19210	19280	19350	19420	19490	19560	19630	19700	19770	19840	19910	19980	20050	20120	20190	20260	20330	20400	20470	20540	20610	20680	20750	20820	20890	20960	21030	21100	21170	21240	21310	21380	21450	21520	21590	21660	21730	21800	21870	21940	22010	22080	22150	22220	22290	22360	22430	22500	22570	22640	22710	22780	22850	22920	22990	23060	23130	23200	23270	23340	23410	23480	23550	23620	23690	23760	23830	23900	23970	24040	24110	24180	24250	24320	24390	24460	24530	24600	24670	24740	24810	24880	24950	25020	25090	25160	25230	25300	25370	25440	25510	25580	25650	25720	25790	25860	25930	26000	26070	26140	26210	26280	26350	26420	26490	26560	26630	26700	26770	26840	26910	26980	27050	27120	27190	27260	27330	27400	27470	27540	27610	27680	27750	27820	27890	27960	28030	28100	28170	28240	28310	28380	28450	28520	28590	28660	28730	28800	28870	28940	29010	29080	29150	29220	29290	29360	29430	29500	29570	29640	29710	29780	29850	29920	29990	30060	30130	30200	30270	30340	30410	30480	30550	30620	30690	30760	30830	30900	30970	31040	31110	31180	31250	31320	31390	31460	31530	31600	31670	31740	31810	31880	31950	32020	32090	32160	32230	32300	32370	32440	32510	32580	32650	32720	32790	32860	32930	33000	33070	33140	33210	33280	33350	33420	33490	33560	33630	33700	33770	33840	33910	33980	34050	34120	34190	34260	34330	34400	34470	34540	34610	34680	34750	34820	34890	34960	35030	35100	35170	35240	35310	35380	35450	35520	35590	35660	35730	35800	35870	35940	36010	36080	36150	36220	36290	36360	36430	36500	36570	36640	36710	36780	36850	36920	36990	37060	37130	37200	37270	37340	37410	37480	37550	37620	37690	37760	37830	37900	37970	38040	38110	38180	38250	38320	38390	38460	38530	38600	38670	38740	38810	38880	38950	39020	39090	39160	39230	39300	39370	39440	39510	39580	39650	39720	39790	39860	39930	40000	40070	40140	40210	40280	40350	40420	40490	40560	40630	40700	40770	40840	40910	40980	41050	41120	41190	41260	41330	41400	41470	41540	41610	41680	41750	41820	41890	41960	42030	42100	42170	42240	42310	42380	42450	42520	42590	42660	42730	42800	42870	42940	43010	43080	43150	43220	43290	43360	43430	43500	43570	43640	43710	43780	43850	43920	43990	44060	44130	44200	44270	44340	44410	44480	44550	44620	44690	44760	44830	44900	44970	45040	45110	45180	45250	45320	45390	45460	45530	45600	45670	45740	45810	45880	45950	46020	46090	46160	46230	46300	46370	46440	46510	46580	46650	46720	46790	46860	46930	47000	47070	47140	47210	47280	47350	47420	47490	47560	47630	47700	47770	47840	47910	47980	48050	48120	48190	48260	48330	48400	48470	48540	48610	48680	48750	48820	48890	48960	49030	49100	49170	49240	49310	49380	49450	49520	49590	49660	49730	49800	49870	49940	50010	50080	50150	50220	50290	50360	50430	50500	50570	50640	50710	50780	50850	50920	50990	51060	51130	51200	51270	51340	51410	51480	51550	51620	51690	51760	51830	51900	51970	52040	52110	52180	52250	52320	52390	52460	52530	52600	52670	52740	52810	52880	52950	53020	53090	53160	53230	53300	53370	53440	53510	53580	53650	53720	53790	53860	53930	54000	54070	54140	54210	54280	54350	54420	54490	54560	54630	54700	54770	54840	54910	54980	55050	55120	55190	55260	55330	55400	55470	55540	55610	55680	55750	55820	55890	55960	56030	56100	56170	56240	56310	56380	56450	56520	56590	56660	56730	56800	56870	56940	57010	57080	57150	57220	57290	57360	57430	57500	57570	57640	57710	57780	57850	57920	57990	58060	58130	58200	58270	58340	58410	58480	58550	58620	58690	58760	58830	58900	58970	59040	59110	59180	59250	59320	59390	59460	59530	59600	59670	59740	59810	59880	59950	60020	60090	60160	60230	60300	60370	60440	60510	60580	60650	60720	60790	60860	60930	61000	61070	61140	61210	61280	61350	61420	61490	61560	61630	61700	61770	61840	61910	61980	62050	62120	62190	62260	62330	62400	62470	62540	62610	62680	62750	62820	62890	62960	63030	63100	63170	63240	63310	63380	63450	63520	63590	63660	63730	63800	63870	63940	64010	64080	64150	64220	64290	64360	64430	64500	64570	64640	64710	64780	64850	64920	64990	65060	65130	65200	65270	65340	65410	65480	65550	65620	65690	65760	65830	65900	65970	66040	66110	66180	66250	66320	66390	66460	66530	66600	66670	66740	66810	66880	66950	67020	67090	67160	67230	67300	67370	67440	67510	67580	67650	67720	67790	67860	67930	68000	68070	68140	68210	68280	68350	68420	68490	68560	68630	68700	68770	68840	68910	68980	69050	69120	69190	69260	69330	69400	69470	69540	69610	69680	69750	69820	69890	69960	70030	70100	70170	70240	70310	70380	70450	70520	70590	70660	70730	70800	70870	70940	71010	71080	71150	71220	71290	71360	71430	71500	71570	71640	71710	71780	71850	71920	71990	72060	72130	72200	72270	72340	72410	72480	72550	72620	72690	72760	72830	72900	72970	73040	73110	73180	73250	73320	73390	73460	73530	73600	73670	73740	73810	73880	73950	74020	74090	74160	74230	74300	74370	74440	74510	74580	74650	74720	74790	74860	74930	75000	75070	75140	75210	75280	75350	75420	75490	75560	75630	75700	75770	75840	75910	75980	76050	76120	76190	76260	76330	76400	76470	76540	76610	76680	76750	76820	76890	76960	77030	77100	77170	77240	77310	77380	77450	77520	77590	77660	77730	77800	77870	77940	78010	78080	78150	78220	78290	78360	78430	78500	78570	78640	78710	78780	78850	78920	78990	79060	79130	79200	79270	79340	79410	79480	79550	79620	79690	79760	79830	79900	79970	80040	80110	80180	80250	80320	80390	80460	80530	80600	80670	80740	80810	80880	80950	81020	81090	81160	81230	81300	81370	81440	81510	81580	81650	81720	81790	81860	81930	82000	82070	82140	82210	82280	82350	82420	82490	82560	82630	82700	82770	82840	82910	82980	83050	83120	83190	83260	83330	83400	83470	83540	83610	83680	83750	83820	83890	83960	84030	84100	84170	84240	84310	84380	84450	84520	84590	84660	84730	84800	84870	84940	85010	85080	85150	85220	85

164

Row No	Rank		Naik								Group from 1.1.86			Group from 10.10.97			Group from 01.01.06		
	Basic pay from 01.01.1986 to 31.12.1995		Basic pay(Class wise) relevant to col.1 from 01.01.1996 to 09.10.1997				Choose the Basic Pay equal to that at col. 2 to 5				Basic pay from 10.10.1997 to 31.12.2005 relevant to col.6			Basic pay from 01.01.2006 to 31.12.2015 relevant to col.8			Locate the pay range corresponding to the Basic pay at col.10 or 12		
	1	2	3	4	5	6	7	8	9	10	11	12	13	14	15	Matrix Pay	Level-4		
		3150-70-4200								3425-85-4700			5200-20200 + GP 2400			5200-20200 + GP 2400			Level-4
1	980	3150	3150	3150	3150	3150					6640	9040	<9920	9920	25500				
2	1000	3150	3150	3220	3220	3220					6640	9040	9930	10230	26300				
3	1020	3150	3220	3220	3290	3290					6640	9040	10240	10540	27100				
4	1040	3220	3290	3290	3360	3360					6640	9040	10550	10850	27900				
5	1060	3290	3360	3360	3430	3430					6840	9240	10860	11160	28700				
6	1080	3360	3360	3430	3500	3500					6840	9240	11170	11510	29600				
7	1100	3430	3430	3500	3500	3570					6840	9240	11520	11860	30500				
8	1120	3500	3500	3570	3570	3640					7050	9450	11870	12210	31400				
9	1140	3500	3570	3640	3640	3710					7270	9670	12220	12560	32300				
10	1165	3640	3640	3710	3710	3780					7270	9670	12570	12950	33300				
11	1190	3710	3710	3780	3780	3850					7270	9670	12960	13340	34300				
12	1215	3780	3780	3850	3850	3920					7490	9890	13350	13730	35300				
13	1240	3850	3850	3920	3920	3990					7610	10010	13740	14160	36400				
14	1265	3920	3920	3990	3990	4060					7640	10040	14170	14590	37500				
15	1290	3990	3990	4060	4130	4130					7800	10200	14600	15010	38600				
16	1315	4060	4060	4130	4200	4200					7960	10360	15020	15480	39800				
17											8110	10510	15490	15950	41000				
18											8270	10670	15960	16420	42200				
19											8430	10830	16430	16920	43500				
20											8590	10990	16930	17430	44800				
21											8750	11150	17440	17930	46100				
22													17940	18480	47500				
23													18490	19020	48900				
24													19030	19610	50400				
25													19620	20190	51900				
26													20200	20810	53500				
27													20820	21430	55100				
28													21440	22100	56800				
29													22110	22600	58500				



श्री प्रदीप कुमार यादव / Pradeep Kumar Yadav
 श. अ. (श. प्र. 1) / AA0 (AT-1)

AA0 (AT-1)

श्री प्रदीप कुमार यादव / Pradeep Kumar
 श. अ. (श. प्र. 1) / AA0 (AT-1)

15

Row No	Rank	Naik										Group from 1.1.86										Group from 10.10.97										Group from 01.01.06									
		Basic pay(Class wise) relevant to col.1 from 01.01.1996 to 09.10.1997					Choose the Basic Pay equal to that at col. 2 to 5					Basic pay from 10.10.1997 to 31.12.2005 relevant to col.6					Basic pay from 01.01.2006 to 31.12.2015 relevant to col.7(Y to Y) & 8(Z to Y) respectively					Locate the pay range corresponding to the Basic pay at col.10 or 12					Notional Basic pay relevant to the range as on 01.01.2016														
		Class-4	Class-3	Class-2	Class-1	Class-1	2	3	4	5	6	7	8	9	10	11	12	13	14	15	RangeMin	RangeMax	Matrix Pay	Level-4	Level-5																
		3150-70-4200										3150-70-4200										5200-20200 + GP 2400										5200-20200 + GP 2400									
1	960	3150	3150	3150	3150	3150	3150	3150	3150	3150	3150	3425	3150	6640	9040	6060	8460	9920	9920		<9920	9920		14	15																
2	980	3150	3150	3150	3150	3150	3220	3220	3220	3220	3220	3425	3220	6640	9040	6250	8650	9930	10230		9930	10230																			
3	1000	3150	3150	3150	3150	3150	3220	3220	3220	3220	3220	3425	3290	6640	9040	6250	8650	10240	10540		10240	10540																			
4	1020	3220	3220	3220	3220	3220	3290	3290	3290	3290	3290	3425	3360	6640	9040	6440	8840	10550	10850		10550	10850																			
5	1040	3220	3220	3220	3220	3220	3290	3290	3290	3290	3290	3510	3430	6840	9240	6640	9040	10860	11160		10860	11160																			
6	1060	3290	3290	3290	3290	3290	3360	3360	3360	3360	3360	3510	3500	6840	9240	6640	9040	11170	11510		11170	11510																			
7	1080	3360	3360	3360	3360	3360	3430	3430	3430	3430	3430	3595	3570	6840	9240	6840	9240	11520	11860		11520	11860																			
8	1100	3430	3430	3430	3430	3430	3500	3500	3500	3500	3500	3680	3640	7050	9450	6840	9240	11870	12210		11870	12210																			
9	1120	3500	3500	3500	3500	3500	3570	3570	3570	3570	3570	3765	3710	7270	9670	7050	9450	12220	12560		12220	12560																			
10	1145	3570	3570	3570	3570	3570	3640	3640	3640	3640	3640	3850	3780	7270	9670	7270	9670	12570	12910		12570	12910																			
11	1170	3640	3640	3640	3640	3640	3710	3710	3710	3710	3710	3850	3850	7490	9890	7270	9670	12960	13340		12960	13340																			
12	1195	3710	3710	3710	3710	3710	3780	3780	3780	3780	3780	3935	3920	7490	9890	7490	9890	13350	13730		13350	13730																			
13	1220	3780	3780	3780	3780	3780	3850	3850	3850	3850	3850	4020	3990	7610	10010	7490	9890	13740	14160		13740	14160																			
14	1245	3850	3850	3850	3850	3850	3920	3920	3920	3920	3920	4105	4060	7640	10040	7610	10010	14170	14590		14170	14590																			
15	1270	3920	3920	3920	3920	3920	3990	3990	3990	3990	3990	4190	4130	7800	10200	7690	10090	14600	15010		14600	15010																			
16	1295	3990	3990	3990	3990	3990	4060	4060	4060	4060	4060	4275	4200	7960	10360	7820	10220	15020	15480		15020	15480																			
17												4360	4360	8110	10510			15490	15950		15490	15950																			
18												4445	4445	8270	10670			15960	16420		15960	16420																			
19												4530	4530	8430	10830			16430	16920		16430	16920																			
20												4615	4615	8590	10990			16930	17430		16930	17430																			
21												4700	4700	8750	11150			17440	17930		17440	17930																			
22																		17940	18480		17940	18480																			
23																		18490	19020		18490	19020																			
24																		19030	19610		19030	19610																			
25																		19620	20190		19620	20190																			
26																		20200	20810		20200	20810																			
27																		20820	21430		20820	21430																			
28																		21440	22100		21440	22100																			
29																		22110	22600		22110	22600																			

NADEP JAGDIP KUMAR
 (11/11/07) 11/11/07
 JAGDIP KUMAR / Sr. Accounts Officer



5

Row No	Rank		Naik					E			Group from 10.10.97				Y or Z		Group from 01.01.06				
	Basic pay from 01.01.1986 to 31.12.1995		Basic pay(Class wise) relevant to col.1 from 01.01.1996 to 09.10.1997					Choose the Basic Pay equal to that at col. 3 to 5			Basic pay from 10.10.1997 to 31.12.2005 relevant to col.6			Basic pay from 01.01.2006 to 31.12.2015 relevant to col.7(Y to Y) & 8(Z to Y) respectively				Locate the pay range corresponding to the Basic pay at col.10 or 12		Notional Basic pay relevant to the range as on 01.01.2016	
	1	2	3	4	5	6	7	8	9	10	11	12	13	14	15	16	17	18			
	930-20-1090-25-1265	2975-70-4025					3425-85-4700	3150-70-4200	5200-20200 + GP 2400	5200-20200 + GP 2400	5200-20200 + GP 2400	5200-20200 + GP 2400	5200-20200 + GP 2400	5200-20200 + GP 2400	5200-20200 + GP 2400	5200-20200 + GP 2400	5200-20200 + GP 2400	5200-20200 + GP 2400	5200-20200 + GP 2400	Level-4	
1	930	2975	2975	2975	2975	2975	3425	6640	9040	6060	8460	<9920	9920	25500							
2	950	2975	2975	2975	2975	3045	3425	6640	9040	6060	8460	9930	10230	26300							
3	970	3045	3045	3045	3045	3115	3425	6640	9040	6060	8460	10240	10540	27100							
4	990	3115	3115	3115	3115	3185	3425	6640	9040	6250	8650	10550	10850	27900							
5	1010	3115	3185	3185	3185	3255	3425	6640	9040	6250	8650	10860	11160	28700							
6	1030	3185	3255	3255	3255	3325	3425	6640	9040	6440	8840	11170	11510	29600							
7	1050	3255	3255	3325	3325	3395	3425	6640	9040	6640	9040	11520	11860	30500							
8	1070	3325	3325	3325	3395	3465	3510	6840	9240	6640	9040	11870	12210	31400							
9	1090	3395	3395	3395	3395	3535	3595	6840	9240	6840	9240	12220	12560	32300							
10	1115	3465	3465	3465	3465	3605	3680	7050	9450	6840	9240	12570	12950	33300							
11	1140	3535	3535	3535	3605	3675	3680	7050	9450	7050	9450	12960	13340	34300							
12	1165	3605	3605	3605	3675	3745	3765	7270	9670	7270	9670	13350	13730	35300							
13	1190	3675	3675	3675	3745	3815	3850	7270	9670	7270	9670	13740	14160	36400							
14	1215	3745	3745	3745	3815	3885	3935	7490	9890	7490	9890	14170	14590	37500							
15	1240	3815	3815	3815	3885	3955	4020	7610	10010	7490	9890	14600	15010	38600							
16	1265	3885	3885	3885	3955	4025	4105	7640	10040	7610	10010	15020	15480	39800							
17							4190	7800	10200	7690	10090	15490	15950	41000							
18							4275	7960	10360	7820	10220	15960	16420	42200							
19							4360	8110	10510			16430	16920	43500							
20							4445	8270	10670			16930	17430	44800							
21							4530	8430	10830			17440	17930	46100							
22							4615	8590	10990			17940	18480	47500							
23							4700	8750	11150			18490	19020	48900							
24												19030	19610	50400							
25												19620	20190	51900							
26												20200	20810	53500							
27												20820	21430	55100							
28												21440	22100	56800							
29												22110	22600	58500							




Pradeep Kumar Yedav / Pradeep Kumar Yedav
 Sr. Accounts Officer / Sr. Accounts Officer

AAC(AT-1)

Pradeep Kumar Yedav / Pradeep Kumar Yedav
 Sr. Accounts Officer / Sr. Accounts Officer

Row No	Rank	Group from 1.1.86										Group from 10.10.97			Group from 01.01.06						
		Havildar										A			X			X			
		Basic pay (Class wise) relevant to col.1 from 01.01.1996 to 09.10.1997					Choose the Basic Pay equal to that at col. 3 to 5					Basic pay from 10.10.1997 to 31.12.2005 relevant to col.6			Basic pay from 01.01.2006 to 31.12.2015 relevant to col.8			Locate the pay range corresponding to the Basic pay at col.10 or 12			Notional Basic pay relevant to the range as on 01.01.2016
Blank			Class-3	Class-2	Class-1	Blank			A to X	Blank			BandPay	BP+GP	RangeMin	RangeMax	Matrix Pay	Level-5			
			4150-85-5425						4150-100-5650			5200-20200 + GP 2800			5200-20200 + GP 2800						
1	1300	2	4150	4150	4150	4150	4150	4150	4150	4150	7	8	9	10	11	12	13	14	15	29200	
2	1325		4150	4150	4235	4235	4235	4235	4235	4235		4250			7910	10710	11360	11710	30100		
3	1350		4150	4235	4320	4320	4320	4320	4320	4320		4350			8100	10900	11720	12060	31000		
4	1375		4235	4320	4405	4405	4405	4405	4405	4405		4450			8280	11080	12070	12410	31900		
5	1400		4320	4405	4490	4490	4490	4490	4490	4490		4550			8470	11270	12420	12800	32900		
6	1425		4405	4490	4575	4575	4575	4575	4575	4575		4650			8650	11450	12810	13190	33900		
7	1450		4490	4575	4660	4660	4660	4660	4660	4660		4750			8840	11640	13200	13570	34900		
8	1475		4575	4660	4745	4745	4745	4745	4745	4745		4850			8840	11640	13580	13960	35900		
9	1500		4660	4745	4830	4830	4830	4830	4830	4830		4950			9030	11830	13970	14390	37000		
10	1525		4745	4830	4915	4915	4915	4915	4915	4915		5050			9210	12010	14400	14820	38100		
11	1550		4830	4915	5000	5000	5000	5000	5000	5000		5150			9400	12200	14830	15250	39200		
12	1580		4915	5000	5085	5085	5085	5085	5085	5085		5250			9580	12380	15260	15720	40400		
13	1610		5000	5085	5170	5170	5170	5170	5170	5170		5350			9770	12570	15730	16180	41600		
14	1640		5085	5170	5255	5255	5255	5255	5255	5255		5350			9960	12760	16190	16650	42800		
15	1670		5170	5255	5340	5340	5340	5340	5340	5340		5450			9960	12760	16660	17150	44100		
16	1700		5255	5340	5425	5425	5425	5425	5425	5425		5550			10140	12940	17160	17660	45400		
17												5650			10330	13130	17670	18210	46800		
18															10510	13310	18220	18750	48200		
19																	18760	19290	49600		
20																	19300	19880	51100		
21																	19890	20460	52600		
22																	20470	21080	54200		
23																	21090	21710	55800		
24																	21720	22370	57500		
25																	22380	23000	59200		



Pradeep Kumar Yadav / Pradeep Kumar Yadav

A AO (AT-1)

Date: 28/01/2016
 Signature: [Signature]
 Name: Pradeep Kumar Yadav / Pradeep Kumar Yadav
 Designation: AAO (AT-1)

Row No.	Group from 10.10.97											Group from 01.01.06										
	Havildar					B						Y										
Rank	Basic pay from 01.01.1986 to 31.12.1995			Basic pay(Class wise) relevant to col.1 from 01.01.1996 to 09.10.1997				Choose the Basic Pay equal to that at col. 2 to 5			Basic pay from 10.10.1997 to 31.12.2005 relevant to col.6			Basic pay from 01.01.2006 to 31.12.2015 relevant to col.8					Locate the pay range corresponding to the Basic pay at col.10 or 12		Notional Basic pay relevant to the range as on 01.01.2016	
	1130-25-1380-30-1530			Class-4	Class-3	Class-2	Class-1	2	3	4	5	6	7	8	9	10	11	12	13	14		Matrix Pay
			3600-85-4875				3600-100-5100			5200-20200+GP 2800					5200-20200+GP 2800		Level-5					
1	1130	3600	3600	3600	3600	3685	3600	3600	3600	3685	3600		3600		9		6840	9640	<11360	11360	15	29200
2	1155	3600	3600	3600	3685	3770	3770	3685	3685	3770	3685		3700			7050	9850	11370	11710	11710	30100	30100
3	1180	3685	3685	3770	3770	3770	3770	3770	3770	3770	3770		3800			7270	10070	11720	12060	12060	31000	31000
4	1205	3770	3770	3770	3855	3855	3855	3855	3855	3855	3855		3900			7490	10290	12070	12410	12410	31900	31900
5	1230	3770	3855	3940	3940	3940	3940	3940	3940	3940	3940		4000			7490	10290	12420	12800	12800	32900	32900
6	1255	3855	3940	3940	4025	4025	4025	4025	4025	4025	4025		4100			7630	10430	12810	13190	13190	33900	33900
7	1280	3940	4025	4025	4110	4110	4110	4110	4110	4110	4110		4200			7820	10620	13200	13570	13570	34900	34900
8	1305	4025	4110	4110	4195	4195	4195	4195	4195	4195	4195		4200			7820	10620	13580	13960	13960	35900	35900
9	1330	4110	4195	4195	4280	4280	4280	4280	4280	4280	4280		4300			8000	10800	13970	14390	14390	37000	37000
10	1355	4195	4195	4280	4365	4365	4365	4365	4365	4365	4365		4400			8190	10990	14400	14820	14820	38100	38100
11	1380	4280	4280	4365	4450	4450	4450	4450	4450	4450	4450		4500			8370	11170	14830	15250	15250	39200	39200
12	1410	4365	4365	4450	4535	4535	4535	4535	4535	4535	4535		4600			8560	11360	15260	15720	15720	40400	40400
13	1440	4450	4450	4535	4620	4620	4620	4620	4620	4620	4620		4700			8750	11550	15730	16180	16180	41600	41600
14	1470	4535	4535	4620	4705	4705	4705	4705	4705	4705	4705		4800			8930	11730	16190	16650	16650	42800	42800
15	1500	4620	4705	4705	4790	4790	4790	4790	4790	4790	4790		4800			8930	11730	16660	17150	17150	44100	44100
16	1530	4705	4790	4790	4875	4875	4875	4875	4875	4875	4875		4900			9120	11920	17160	17660	17660	45400	45400
17													5000			9300	12100	17670	18210	18210	46800	46800
18													5100			9490	12290	18220	18750	18750	48200	48200
19																		18760	19290	19290	49600	49600
20																		19300	19880	19880	51100	51100
21																		19890	20460	20460	52600	52600
22																		20470	21080	21080	54200	54200
23																		21090	21710	21710	55800	55800
24																		21720	22370	22370	57500	57500
25																		22380	23000	23000	59200	59200



Pradeep Kumar Yadav / Pradeep Kumar Yadav
 Pradeep Kumar Yadav / Pradeep Kumar Yadav
 Pradeep Kumar Yadav / Pradeep Kumar Yadav

A.AO(CAT-1)

Row No	Rank	Group from 1.1.86										Group from 10.10.97			Group from 01.01.06			Notional Basic pay relevant to the range as on 01.01.2016 Matrix Pay Level-5			
		Havildar					C					Y			Y						
		Basic pay(Class wise) relevant to col.1 from 01.01.1996 to 09.10.1997					Choose the Basic Pay equal to that at col. 2 to 5					Basic pay from 10.10.1997 to 31.12.2005 relevant to col.6			Basic pay from 01.01.2006 to 31.12.2015 relevant to col.8				Locate the pay range corresponding to the Basic pay at col.10 or 12		
Class-1 3425-85-4700					Class-2 3425-85-4700					Blank			Blank			RangeMin RangeMax 5200-20200 + GP 2800					
Class-3					Class-4					Blank			Blank			Blank			Blank		
1	1070	3425	3425	3425	3425	3425	3425	3425	3425	3425	3600	6840	9640	<11360	11360	29200					
2	1095	3425	3425	3510	3510	3510	3510	3510	3510	3600	6840	9640	11370	11710	30100						
3	1120	3510	3510	3595	3595	3595	3595	3595	3595	3600	6840	9640	11720	12060	31000						
4	1145	3595	3595	3680	3680	3680	3680	3680	3680	3700	7050	9850	12070	12410	31900						
5	1170	3595	3680	3765	3765	3765	3765	3765	3800	3800	7270	10070	12420	12800	32900						
6	1195	3680	3765	3850	3850	3850	3850	3850	3900	3900	7490	10290	12810	13190	33900						
7	1220	3765	3850	3935	3935	3935	3935	3935	4000	4000	7490	10290	13200	13570	34900						
8	1245	3850	3935	4020	4020	4020	4020	4020	4100	4100	7630	10430	13580	13960	35900						
9	1270	3935	3935	4020	4020	4020	4020	4020	4200	4200	7820	10620	13970	14390	37000						
10	1295	4020	4020	4105	4105	4105	4105	4105	4200	4200	7820	10620	14400	14820	38100						
11	1320	4105	4105	4190	4190	4190	4190	4190	4300	4300	8000	10800	14830	15250	39200						
12	1350	4190	4190	4275	4275	4275	4275	4275	4400	4400	8190	10990	15260	15720	40400						
13	1380	4275	4275	4360	4360	4360	4360	4360	4500	4500	8370	11170	15730	16180	41600						
14	1410	4360	4360	4445	4445	4445	4445	4445	4600	4600	8560	11360	16190	16650	42800						
15	1440	4445	4445	4530	4530	4530	4530	4530	4700	4700	8750	11550	16660	17150	44100						
16	1470	4530	4530	4615	4615	4615	4615	4615	4800	4800	8750	11550	17160	17660	45400						
17									4800	4800	8930	11730	17670	18210	46800						
18									4900	4900	9120	11920	18220	18750	48200						
19									5000	5000	9300	12100	18760	19290	49600						
20									5100	5100	9490	12290	19300	19880	51100						
21													19890	20460	52600						
22													20470	21080	54200						
23													21090	21710	55800						
24													21720	22370	57500						
25													22380	23000	59200						



श्री. प्र. अ. (प्र. 1) / AAO (AT-1)
 श्री. प्र. अ. (प्र. 1) / AAO (AT-1)
 श्री. प्र. अ. (प्र. 1) / AAO (AT-1)

ADDUAT-1

श्री. प्र. अ. (प्र. 1) / AAO (AT-1)
 श्री. प्र. अ. (प्र. 1) / AAO (AT-1)
 श्री. प्र. अ. (प्र. 1) / AAO (AT-1)

Row No	Rank	Group from 1.1.86										Group from 10.10.97			Y or Z		Group from 01.01.06		National Basic pay relevant to the range as on 01.01.2016 Matrix Pay Level-5										
		Havildar					D					Basic pay from 10.10.1997 to 31.12.2005 relevant to col.6			Basic pay from 01.01.2006 to 31.12.2015 relevant to col.7(Y to Y) & 8(Z to Y) respectively			Locate the pay range corresponding to the Basic pay at col.10 or 12											
		Basic pay(Class wise) relevant to col.1 from 01.01.1996 to 09.10.1997					Choose the Basic Pay equal to that at col. 2 to 5					D to Y		D to Z		Y to Y				Z to Y		RangeMin	RangeMax						
		3425-85-4700					3600-100-5100					3250-85-4525		5200-20200 + GP 2800			5200-20200 + GP 2800		5200-20200 + GP 2800										
1	1050	3425	3425	3425	3425	3425	3425	3425	3425	3425	3425	3600	3600	3600	3600	3600	3505	3505	3505	6840	6840	6840	9640	9640	9640	<11360	11360	11360	29200
2	1075	3425	3425	3425	3425	3425	3425	3425	3425	3425	3425	3600	3600	3600	3600	3600	3590	3590	3590	6840	6840	6840	9640	9640	9640	11370	11710	11710	30100
3	1100	3425	3425	3425	3425	3425	3425	3425	3425	3425	3425	3600	3600	3600	3600	3600	3675	3675	3675	6840	6840	6840	9640	9640	9640	11720	12060	12060	31000
4	1125	3510	3510	3510	3510	3510	3510	3510	3510	3510	3510	3700	3700	3700	3700	3700	3760	3760	3760	7050	7050	7050	9850	9850	9850	12070	12410	12410	31900
5	1150	3595	3595	3595	3595	3595	3595	3595	3595	3595	3595	3800	3800	3800	3800	3800	3845	3845	3845	7270	7270	7270	10070	10070	10070	12420	12800	12800	32900
6	1175	3680	3680	3680	3680	3680	3680	3680	3680	3680	3680	3900	3900	3900	3900	3900	3930	3930	3930	7490	7490	7490	10290	10290	10290	12810	13190	13190	33900
7	1200	3680	3680	3680	3680	3680	3680	3680	3680	3680	3680	4000	4000	4000	4000	4000	4015	4015	4015	7490	7490	7490	10290	10290	10290	13200	13570	13570	34900
8	1225	3765	3765	3765	3765	3765	3765	3765	3765	3765	3765	4100	4100	4100	4100	4100	4100	4100	4100	7630	7630	7630	10430	10430	10430	13580	13960	13960	35900
9	1250	3850	3850	3850	3850	3850	3850	3850	3850	3850	3850	4200	4200	4200	4200	4200	4185	4185	4185	7790	7790	7790	10620	10620	10620	14400	14820	14820	37000
10	1275	3935	3935	3935	3935	3935	3935	3935	3935	3935	3935	4200	4200	4200	4200	4200	4270	4270	4270	7950	7950	7950	10750	10750	10750	14830	15250	15250	38100
11	1300	4020	4020	4020	4020	4020	4020	4020	4020	4020	4020	4300	4300	4300	4300	4300	4355	4355	4355	8110	8110	8110	10910	10910	10910	15260	15720	15720	39200
12	1330	4105	4105	4105	4105	4105	4105	4105	4105	4105	4105	4400	4400	4400	4400	4400	4440	4440	4440	8260	8260	8260	11060	11060	11060	15720	16180	16180	40400
13	1360	4190	4190	4190	4190	4190	4190	4190	4190	4190	4190	4500	4500	4500	4500	4500	4525	4525	4525	8420	8420	8420	11220	11220	11220	16180	16650	16650	41600
14	1390	4275	4275	4275	4275	4275	4275	4275	4275	4275	4275	4600	4600	4600	4600	4600	4525	4525	4525	8560	8560	8560	11220	11220	11220	16650	17150	17150	42800
15	1420	4360	4360	4360	4360	4360	4360	4360	4360	4360	4360	4700	4700	4700	4700	4700	4525	4525	4525	8750	8750	8750	11550	11550	11550	17150	17660	17660	44100
16	1450	4445	4445	4445	4445	4445	4445	4445	4445	4445	4445	4700	4700	4700	4700	4700	4525	4525	4525	8930	8930	8930	11730	11730	11730	17660	18210	18210	45400
17												4800	4800	4800	4800	4800				9120	9120	9120	11920	11920	11920	18210	18750	18750	46800
18												4900	4900	4900	4900	4900				9300	9300	9300	12100	12100	12100	18750	19290	19290	48200
19												5000	5000	5000	5000	5000				9490	9490	9490	12290	12290	12290	19290	19880	19880	49600
20												5100	5100	5100	5100	5100										19880	20460	20460	51100
21																										20460	21080	21080	52600
22																										21080	21710	21710	54200
23																										21710	22370	22370	55800
24																										22370	23000	23000	57500
25																										23000			59200



प्रदेश प्रमुख / Pradeep Kumar Yadav
 प्र. अ. अ. (अ. अ.) / AAO (AT-1)

प्रदेश प्रमुख / Pradeep Kumar Yadav
 प्र. अ. अ. (अ. अ.) / Sr. Accounts Officer

AAO (AT-1)

Row No	Rank	Naib Subedar				Group from 1.1.86				Group from 10.10.97				Group from 01.01.06				Notional Basic pay relevant to the range as on 01.01.2016 Matrix Pay								
		Basic pay from 01.01.1986 to 31.12.1995				Basic pay relevant to col.1 from 01.01.1996 to 09.10.1997				Choose the Basic Pay equal to that at col. 5				Basic pay from 10.10.1997 to 31.12.2005 relevant to col.6					Basic pay from 01.01.2006 to 31.12.2015 relevant to col.8				Locate the pay range corresponding to the Basic pay at col.10 or 12			
		Blank	Blank	Blank	Blank	Blank	Blank	Blank	Blank	Blank	Blank	Blank	Blank	Blank	Blank	Blank	Blank		Blank	Blank	Blank	Blank	Range/Min	Range/Max	13	14
		5200-125-7450				5770-140-8290				9300-34800 + GP 4200				9300-34800 + GP 4200												
1	1620					5200				5770				11	12	13	14	15								
2	1660					5200				5770				10740	14940	<13770	13770	35400								
3	1700					5200				5770				10740	14940	13780	14200	36500								
4	1740					5325				5770				10740	14940	14210	14630	37600								
5	1780					5450				5770				10740	14940	14640	15050	38700								
6	1820					5575				5770				10740	14940	15060	15520	39900								
7	1860					5700				5910				11000	15200	15530	15990	41100								
8	1900					5825				6050				11260	15460	16000	16450	42300								
9	1940					5950				6190				11520	15720	16460	16960	43600								
10	1980					6075				6330				11780	15980	16970	17470	44900								
11	2020					6200				6330				11780	15980	17480	17970	46200								
12	2060					6325				6470				12040	16240	17980	18520	47600								
13	2100					6450				6610				12300	16500	18530	19060	49000								
14	2150					6575				6750				12560	16760	19070	19640	50500								
15	2200					6700				6890				12820	17020	19650	20230	52000								
16	2250					6825				7030				13080	17280	20240	20850	53600								
17	2300					7075				7170				13340	17540	20860	21470	55200								
18	2350					7200				7310				13600	17800	21480	22140	56900								
19	2400					7325				7450				13860	18060	22150	22800	58600								
20						7450				7590				13860	18060	22810	23500	60400								
21										7730				14120	18320	23510	24200	62200								
22										7870				14380	18580	24210	24940	64100								
23										8010				14640	18840	24950	25680	66000								
24										8150				14900	19100	25690	26450	68000								
25										8290				15160	19360	26460	27230	70000								
26														15420	19620	27240	28050	72100								
27																28060	28910	74300								
28																28920	29760	76500								
29																29770	30660	78800								
30																30670	31590	81200								
31																31600	32520	83600								
32																32530	33500	86100								
33																33510	34510	88700								
34																34520	35560	91400								
35																35570	36610	94100								
36																36620	37700	96900								
37																37710	38830	99800								
																38840	39900	102800								

72



Pradeep Kumar Yadav / Pradeep Kumar Yadav
 AAO(AT-1)
 5

विलीन कुमार साहनी / Daleep
 वरिष्ठ लेखा अधिकारी / Sr. Accountant

SRD

AAO(AT-1)

Row No	Rank		Naib Subedar					B		Group from 10.10.97			Y		Group from 01.01.06		National Basic pay relevant to the range as on 01.01.2016 Matrix Pay
	Basic pay from 01.01.1986 to 31.12.1995		Basic pay relevant to col.1 from 01.01.1996 to 09.10.1997					Choose the Basic Pay equal to that at col. 5		Basic pay from 10.10.1997 to 31.12.2005 relevant to col.6		Basic pay from 01.01.2006 to 31.12.2015 relevant to col.8			Locate the pay range corresponding to the Basic pay at col.10 or 12		
	1500-40-2100-50-2250		4800-125-7050					5620-140-8140		Blank			RangeMin		RangeMax		
1	1500	2	3	4	5	6	7	8	9	10	11	12	13	14	9300-34800 + GP 4200	9300-34800 + GP 4200	Level-6
2	1540				4800	4800		5620		10460	14660	<13770	13770	14200		35400	
3	1580			4800	4800	4925		5620		10460	14660	13780	14210	14630		36500	
4	1620			4925	5050	5175		5620		10460	14660	14210	14640	15050		37600	
5	1660			5050	5175	5300		5620		10460	14660	14640	15060	15520		38700	
6	1700			5175	5300	5425		5620		10460	14660	15530	15990	16450		39900	
7	1740			5300	5425	5550		5620		10460	14660	16000	16450	16960		41100	
8	1780			5425	5550	5675		5900		10980	15180	16460	16960	17470		42300	
9	1820			5550	5675	5800		5900		10980	15180	16970	17470	17970		43600	
10	1860			5675	5800	5925		6040		11240	15440	17480	17970	18480		44900	
11	1900			5800	5925	6050		6180		11500	15700	17980	18480	18980		46200	
12	1940			5925	6050	6175		6180		11500	15700	18530	19060	19560		47600	
13	1980			6050	6175	6300		6320		11760	15960	19070	19640	20130		49000	
14	2020			6175	6300	6425		6460		12020	16220	19650	20230	20720		50500	
15	2060			6300	6425	6550		6600		12280	16480	20240	20850	21470		52000	
16	2100			6425	6550	6675		6740		12540	16740	20860	21470	22140		53600	
17	2150			6550	6675	6800		6880		12800	17000	21480	22140	22800		55200	
18	2200			6675	6800	6925		7020		13060	17260	22150	22800	23500		56900	
19	2250			6800	6925	7050		7160		13320	17520	22810	23500	24200		58600	
20								7300		13580	17780	23510	24200	24940		60400	
21								7440		13840	18040	24210	24940	25680		62200	
22								7580		14100	18300	24950	25680	26450		64100	
23								7720		14360	18560	25690	26450	27230		66000	
24								8000		14620	18820	26460	27230	28050		68000	
25								8140		14880	19080	27240	28050	28910		70000	
26										15150	19350	28060	28910	29760		72100	
27												28920	29760	30660		74300	
28												29770	30660	31590		76500	
29												30670	31590	32520		78800	
30												31600	32520	33500		81200	
31												32530	33500	34510		83600	
32												33510	34510	35560		86100	
33												34520	35560	36610		88700	
34												35570	36610	37700		91400	
35												36620	37700	38830		94100	
36												37710	38830	39900		96900	
37												38840	39900	40980		99800	
																102800	



श्री गणेशाय नमः / श्री. अकाउंट्स / श्री. अकाउंट्स / श्री. अकाउंट्स / श्री. अकाउंट्स

ADD (CAT-1)

रिजिस्ट्रार साहनी / Daleep K. S. / Daleep K. S. / Daleep K. S. / Daleep K. S.

143

Row No	Rank		Naib Subedar						C			Y			Y			Notional Basic pay relevant to the range as on 01.01.2016			
	Basic pay from 01.01.1986 to 31.12.1995		Basic pay relevant to col.1 from 01.01.1996 to 09.10.1997						Choose the Basic Pay equal to that at col.5			Basic pay from 10.10.1997 to 31.12.2005 relevant to col.6			Basic pay from 01.01.2006 to 31.12.2015 relevant to col.8				Locate the pay range corresponding to the basic pay at col.10 or 12		
			Blank	Blank	Blank	Blank	Blank	Blank	Blank	C to Y	Blank	9	10	11	12	13	14		15	Matrix Pay	
1450-40-2090-50-2190		4650-125-6900						5620-140-8140			9300-34800 + GP 4200			9300-34800 + GP 4200			Level-5				
1	1450				4650				5620				10460	14660							
2	1490				4650				5620				10460	14660							
3	1530				4775				5620				10460	14660							
4	1570				4900				5620				10460	14660							
5	1610				4900				5620				10460	14660							
6	1650				5025				5620				10460	14660							
7	1690				5150				5620				10460	14660							
8	1730				5275				5620				10460	14660							
9	1770				5400				5760				10720	14920							
10	1810				5525				5900				10980	15180							
11	1850				5650				5900				10980	15180							
12	1890				5775				6040				11240	15440							
13	1930				5900				6180				11500	15700							
14	1970				6025				6320				11760	15960							
15	2010				6150				6460				12020	16220							
16	2050				6275				6600				12280	16480							
17	2090				6400				6740				12540	16740							
18	2140				6525				6880				12800	17000							
19	2190				6650				7020				13060	17260							
20									7160				13320	17520							
21									7300				13580	17780							
22									7440				13840	18040							
23									7580				14100	18300							
24									7720				14360	18560							
25									7860				14620	18820							
26									8000				14880	19080							
27									8140				15150	19350							
28																					
29																					
30																					
31																					
32																					
33																					
34																					
35																					
36																					
37																					



श्री गुरु प्रदेव/Pradeep Kumar Yadav
श्री अ. (वि.प.)/AAO (AT-I)

रिलीफ कुमार साबनी / Daleep K.
वरिष्ठ लेखा अधिकारी / Sr. Accountant

SAD

124

AAO(CAT-1)

Row No	Rank	Naib Subedar						Group from 1.1.86						D			Group from 10.10.97						Y or Z			Group from 01.01.06			Y
		Basic pay from 01.01.1986 to 31.12.1995			Basic pay relevant to col.1 from 01.01.1996 to 09.10.1997			Choose the Basic Pay equal to that of col.5						Basic pay from 10.10.1997 to 31.12.2005 relevant to col.6			Basic pay from 01.01.2006 to 31.12.2015 relevant to col.7 (Y to Y) & 8 (Z to Y) respectively			Locate the pay range corresponding to the Basic pay at col.10 or 12			Notional Basic pay relevant to the range as on 01.01.2016 Matrix Pay						
		Blank	Blank	Blank	Blank	Blank	Pay	6	7	8	9	10	11	12	13	14	15												
1	1420	4650-5025			4650		5620	5200																		9300-34800 + GP 4200			Level-6
2	1460	4650-5025			4650		5620	5200																					Level-6
3	1500	4650-5025			4650		5620	5200																					Level-6
4	1540	4650-5025			4650		5620	5200																					Level-6
5	1580	4650-5025			4650		5620	5200																					Level-6
6	1620	4650-5025			4650		5620	5200																					Level-6
7	1660	4650-5025			4650		5620	5200																					Level-6
8	1700	4650-5025			4650		5620	5200																					Level-6
9	1740	4650-5025			4650		5620	5200																					Level-6
10	1780	4650-5025			4650		5620	5200																					Level-6
11	1820	4650-5025			4650		5620	5200																					Level-6
12	1860	4650-5025			4650		5620	5200																					Level-6
13	1900	4650-5025			4650		5620	5200																					Level-6
14	1940	4650-5025			4650		5620	5200																					Level-6
15	1980	4650-5025			4650		5620	5200																					Level-6
16	2020	4650-5025			4650		5620	5200																					Level-6
17	2060	4650-5025			4650		5620	5200																					Level-6
18	2100	4650-5025			4650		5620	5200																					Level-6
19	2150	4650-5025			4650		5620	5200																					Level-6
20																													Level-6
21																													Level-6
22																													Level-6
23																													Level-6
24																													Level-6
25																													Level-6
26																													Level-6
27																													Level-6
28																													Level-6
29																													Level-6
30																													Level-6
31																													Level-6
32																													Level-6
33																													Level-6
34																													Level-6
35																													Level-6
36																													Level-6
37																													Level-6



श्री प्रदीप कुमार यादव / Pradeep Kumar Yadav
श. सं. अ. (ब. प्र.) / AAO (AT-I)


दिलीप कुमार साबनी / Daleep K.
वरिष्ठ लेखा अधिकारी / Sr. Accountant



AAO CAT-1

Row No	Rank			Naib Subedar							Group from 1.1.86					Group from 10.10.97			Group from 01.01.06			Notional Basic pay relevant to the range as on 01.01.2016																
	Basic pay from 01.01.1986 to 31.12.1995			Basic pay relevant to col.1 from 01.01.1996 to 09.10.1997							Choose the Basic Pay equal to that at col. 5					Basic pay from 10.10.1997 to 31.12.2005 relevant to col.6					Basic pay from 01.01.2006 to 31.12.2015 relevant to col.7(Y to Y) & 8(Z to Y) respectively			Locate the pay range corresponding to the Basic pay at col.10 or 12														
	1.	2.	3.	4.	5.	6.	7.	8.	9.	10.	11.	12.	13.	14.	15.	16.	17.	18.																				
									4400-125-6650																													
1	1380			4400	4400	4400	5620	5200	10460	14660	13880	13880																										
2	1420			4400	4400	4525	5620	5200	10460	14660	13880	13880																										
3	1460			4525	4650	4650	5620	5200	10460	14660	13880	13880																										
4	1500			4650	4775	4775	5620	5200	10460	14660	13880	13880																										
5	1540			4775	4900	4900	5620	5200	10460	14660	13880	13880																										
6	1580			4900	5025	5025	5620	5200	10460	14660	13880	13880																										
7	1620			5025	5150	5150	5620	5200	10460	14660	13880	13880																										
8	1660			5150	5275	5275	5620	5325	10460	14660	13880	13880																										
9	1700			5275	5400	5400	5620	5450	10460	14660	13880	13880																										
10	1740			5400	5525	5525	5620	5575	10460	14660	13880	13880																										
11	1780			5525	5650	5650	5760	5700	10720	14920	15970	15970																										
12	1820			5650	5775	5775	5900	5825	10980	15180	16430	16430																										
13	1860			5775	5900	5900	5900	5950	10980	15180	16430	16430																										
14	1900			5900	6025	6025	6040	6075	11240	15440	16740	16740																										
15	1940			6025	6150	6150	6180	6200	11500	15700	17000	17000																										
16	1980			6150	6275	6275	6320	6325	11760	15960	17360	17360																										
17	2020			6275	6400	6400	6460	6450	12020	16220	17620	17620																										
18	2060			6400	6525	6525	6600	6575	12280	16480	17880	17880																										
19	2100			6525	6650	6650	6740	6700	12540	16740	18040	18040																										
20							6880	6825	12800	17000	18300	18300																										
21							7020	6950	13060	17260	18560	18560																										
22							7160	7075	13320	17520	18820	18820																										
23							7300	7200	13580	17780	19080	19080																										
24							7440	7325	13840	18040	19350	19350																										
25							7580	7450	14100	18300																												
26							7720		14360	18560																												
27							7860		14620	18820																												
28							8000		14880	19080																												
29							8140		15150	19350																												
30																																						
31																																						
32																																						
33																																						
34																																						
35																																						
36																																						
37																																						

78



रविशंकर कृष्ण शर्मा / AAO (AT-1)
 रविशंकर कृष्ण शर्मा / Pradeep Kumar Yadav

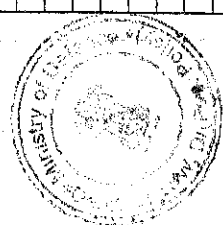
रविशंकर कृष्ण शर्मा / AAO (AT-1)

रविशंकर कृष्ण शर्मा / AAO (AT-1)

रविशंकर कृष्ण शर्मा / AAO (AT-1)

रविशंकर कृष्ण शर्मा / AAO (AT-1)

Row No	Rank	Subedar					Group from 1.1.86			Group from 10.10.97			Group from 01.01.06			Notional Basic pay relevant to the range as on 01.01.2016 Matrix Pay				
		Basic pay relevant to col.1 from 01.01.1996 to 09.10.1997		Blank		Pay	Choose the Basic Pay equal to that at col. 5			Basic pay from 10.10.1997 to 31.12.2005 relevant to col.6			Basic pay from 01.01.2006 to 31.12.2015 relevant to col.8				Locate the pay range corresponding to the Basic pay at col.10 or 12			
		Blank	Blank	Blank	Blank	Blank	Blank	Blank	Blank	Blank	Blank	Blank	Blank	Blank	Blank	Blank	Blank	Blank	Blank	Blank
		6170-175-8970											9300-34800 + GP 4600							
1	1870				6170	6170	6170	6170	6750	6750	6750	6750	12560	17160	17160	17470	17470	44900		
2	1920				6170	6170	6170	6345	6750	6750	6750	12560	17160	17160	17480	17970	46200			
3	1970				6170	6170	6170	6520	6750	6750	6750	12560	17160	17160	17980	18520	47600			
4	2020				6345	6345	6345	6695	6750	6750	6750	12560	17160	17160	18530	19060	49000			
5	2070				6345	6345	6345	6870	6940	6940	6940	12910	17510	17510	19070	19640	50500			
6	2120				6520	6520	6520	7045	7130	7130	7130	13270	17870	17870	19650	20230	52000			
7	2170				6695	6695	6695	7220	7320	7320	7320	13620	18220	18220	20240	20850	53600			
8	2220				6870	6870	6870	7395	7510	7510	7510	13970	18570	18570	20860	21470	55200			
9	2270				6870	6870	6870	7570	7700	7700	7700	14330	18930	18930	21480	22140	56900			
10	2320				7045	7045	7045	7745	7890	7890	7890	14680	19280	19280	22150	22800	58600			
11	2380				7220	7220	7220	7920	8080	8080	8080	15030	19630	19630	22810	23500	60400			
12	2440				7395	7395	7395	8095	8270	8270	8270	15390	19990	19990	23510	24200	62200			
13	2500				7570	7570	7570	8270	8460	8460	8460	15740	20340	20340	24210	24940	64100			
14	2560				7745	7745	7745	8445	8650	8650	8650	16090	20690	20690	24950	25680	66000			
15	2620				7920	7920	7920	8620	8840	8840	8840	16450	21050	21050	25690	26450	68000			
16	2695				8270	8270	8270	8795	9030	9030	9030	16800	21400	21400	26460	27230	70000			
17	2770				8445	8445	8445	8970	9220	9220	9220	17150	21750	21750	27240	28050	72100			
18									9410	9410	9410	17510	22110	22110	28060	28910	74300			
19									9600	9600	9600	17860	22460	22460	28920	29760	76500			
20									9790	9790	9790	18210	22810	22810	29770	30660	78800			
21												18600	23160	23160	30670	31590	81200			
22												18950	23510	23510	31600	32520	83600			
23												19300	23860	23860	32530	33500	86100			
24												19650	24210	24210	33510	34510	88700			
25												20000	24560	24560	34520	35560	91400			
26												20350	24910	24910	35570	36610	94100			
27												20700	25260	25260	36620	37700	96900			
28												21050	25610	25610	37710	38890	99800			
29												21400	25960	25960	38840	39400	102800			



श्री श्री प्रदीप कुमार यादव / Pradeep Kumar Yadav
 आओ (AT-1) / AAO (AT-1)
 प्रदीप कुमार साबनी / Pradeep Kumar
 वरिष्ठ लेखा अधिकारी / Sr. Accounts

41

Row No	Rank		Subedar					B			Y			Y			National Basic pay relevant to the range as on 01.01.2016 Matrix Pay			
	Basic pay from 01.01.1986 to 31.12.1995		Basic pay relevant to col.1 from 01.01.1996 to 09.10.1997					Choose the Basic Pay equal to that at col. 5			Basic pay from 10.10.1997 to 31.12.2005 relevant to col.5			Basic pay from 01.01.2006 to 31.12.2015 relevant to col.8				Locate the pay range corresponding to the Basic pay at col.10 or 12.		
	1	2	3	4	5	6	7	8	9	10	11	12	13	14	Range/Min	Range/Max		Level-7		
	1750-50-2300-60-2600	5770-155-8250					5600-170-9320			9300-34800 + GP 4600			9300-34800 + GP 4600							
1	1750				5770	5770		6600		12280	16880	13	14			Level-7				
2	1800				5770	5925	6600		12280	16880	16880	<17470	17470			15				
3	1850				5770	6080	6600		12280	16880	16880	17480	17970			44900				
4	1900				5925	6235	6600		12280	16880	16880	17980	18520			46200				
5	1950				5925	6390	6600		12280	16880	16880	18530	19060			47600				
6	2000				6080	6545	6600		12280	16880	16880	19070	19640			49000				
7	2050				6235	6700	6600		12280	16880	16880	19650	20230			50500				
8	2100				6390	6855	6940		12600	17200	17200	20240	20850			52000				
9	2150				6545	7010	7110		12910	17510	17510	20860	21470			53600				
10	2200				6700	7165	7280		13230	17830	17830	21480	22140			55200				
11	2250				6855	7320	7450		13550	18150	18150	22150	22800			56900				
12	2300				7010	7475	7620		13860	18460	18460	22810	23500			58600				
13	2360				7165	7630	7790		14180	18780	18780	23510	24200			60400				
14	2420				7320	7785	7790		14490	19090	19090	24210	24940			62200				
15	2480				7475	7940	7960		14810	19410	19410	24950	25680			64100				
16	2540				7630	8095	8130		1490	19730	19730	25690	26450			66000				
17	2600				7785	8250	8300		15130	19990	19990	26460	27230			68000				
18					7940		8470		15440	20040	20040	27240	28050			70000				
19							8640		15760	20360	20360	28060	28910			72100				
20							8810		16080	20680	20680	28920	29760			74300				
21							8980		16390	20990	20990	29770	30660			76500				
22							9150		16710	21310	21310	30670	31590			78800				
23							9320		17020	21620	21620	31600	32520			81200				
24									17340	21940	21940	32530	33500			83600				
25												33510	34510			86100				
26												34520	35560			88700				
27												35570	36610			91400				
28												36620	37700			94100				
29												37710	38830			96900				
												38840	39400			99800				
																102800				



प्रदीप कुमार यादव / Pradeep Kumar Yadav
 स. सं. अ. (वि. 1) / AAO (AT-1)

AAO (AT-1)

दिलीप कुमार साहनी / Dilip Kumar Sahani
 बरिष्ठ लेखा अधिकारी / Sr. Accountant

SAD

Row No	Rank	Subedar										Group from 10.10.97				Group from 01.01.06				Notional Basic pay relevant to the range as on 01.01.2016 Matrix Pay Level-7																	
		Basic pay relevant to col.1 from 01.01.1996 to 09.10.1997					Choose the Basic Pay equal to that at col. 5					Basic pay from 10.10.1997 to 31.12.2005 relevant to col.6				Basic pay from 01.01.2006 to 31.12.2015 relevant to col.8					Locate the pay range corresponding to the Basic pay at col.10 or 12																
		Blank	Blank	Blank	Blank	Pay	Blank	Blank	Blank	Blank	Blank	Blank	Blank	Blank	Blank	Blank	Blank	Blank	Blank		Blank	Blank	Blank	Blank	Blank	Blank	Blank	Blank	Blank	Blank							
		5620-155-8100										6600-170-9320				9300-34800 + GP 4600				9300-34800 + GP 4600																	
1	1700					5620					5620					6600					11					12					13					14	
2	1750					5620					5620					6600					12280					16880					<17470					17470	
3	1800					5620					5620					6600					12280					16880					17480					17970	
4	1850					5775					5775					6600					12280					16880					17980					18520	
5	1900					5775					5775					6600					12280					16880					18530					19060	
6	1950					5980					5980					6600					12280					16880					19070					19640	
7	2000					6085					6085					6600					12280					16880					19650					20230	
8	2050					6395					6395					6600					12280					16880					20240					20850	
9	2100					6550					6550					6600					12280					16880					20860					21470	
10	2150					6705					6705					6600					12280					16880					21480					22140	
11	2200					6860					6860					6600					12280					16880					21490					22800	
12	2250					7015					7015					6600					12280					16880					21500					22800	
13	2300					7170					7170					6600					12280					16880					21510					23500	
14	2350					7325					7325					6600					12280					16880					21520					24200	
15	2400					7480					7480					6600					12280					16880					21530					24940	
16	2450					7635					7635					6600					12280					16880					21540					25680	
17	2500					7790					7790					6600					12280					16880					21550					26450	
18						7945					7945					6600					12280					16880					21560					27230	
19						8100					8100					6600					12280					16880					21570					28050	
20																6600					12280					16880					21580					28810	
21																6600					12280					16880					21590					30660	
22																6600					12280					16880					21600					31590	
23																6600					12280					16880					21610					32520	
24																6600					12280					16880					21620					33500	
25																6600					12280					16880					21630					34510	
26																6600					12280					16880					21640					35560	
27																6600					12280					16880					21650					36610	
28																6600					12280					16880					21660					37700	
29																6600					12280					16880					21670					38830	
																6600					12280					16880					21680					39400	
																6600					12280					16880					21690						



प्रदीप कुमार यदव / Pradeep Kumar Yadav
 आ. सं. अ. (प्र. 1) / AAO (AT-1)

AROCAT - 1
 870

179

विद्वान् प्रमुख अधिकारी /
 प्रमुख सेवा अधिकारी / Sr.

Row No	Rank	Subedar						Group from 1.1.86						Group from 10.10.97						Group from 01.01.06		Notional Basic pay relevant to the range as on 01.01.2016						
		Basic pay relevant to col.1 from 01.01.1996 to 09.10.1997						Choose the Basic Pay equal to that at col. 5						Basic pay from 10.10.1997 to 31.12.2005 relevant to col.6						Basic pay from 01.01.2006 to 31.12.2015 relevant to col.7(Y to Y) & 8(Z to Y) respectively						Locate the pay range corresponding to the Basic pay at col.10 or 12		
		Blank	Blank	Blank	Blank	Blank	Pay	Blank	Blank	Blank	Blank	Blank	Pay	E to Y	E to Z	BandPay	BP+GP	Z to Y	BP+GP	RangeMin	RangeMax		Matrix Pay					
		5395-155-7875						6600-170-9320						9300-34800 + GP 4600						9300-34800 + GP 4600		Level-7						
1	1630							5395						6170	6170	12280	16880	11480	16080	<17470	17470		15					
2	1680							5395						6170	6170	12280	16880	11480	16080	17480	17970		15					
3	1730							5395						6170	6170	12280	16880	11480	16080	17980	18520		15					
4	1780							5550						6170	6170	12280	16880	11480	16080	18530	19060		15					
5	1830							5705						6170	6170	12280	16880	11480	16080	19070	19640		15					
6	1880							5705						6170	6170	12280	16880	11480	16080	19650	20230		15					
7	1930							5860						6325	6325	12280	16880	11770	16370	20240	20850		15					
8	1980							6015						6480	6480	12280	16880	12060	16660	20860	21470		15					
9	2030							6170						6635	6635	12600	17200	12350	16950	21480	22140		15					
10	2080							6325						6790	6790	12910	17510	12630	17230	22150	22800		15					
11	2130							6480						6945	6945	13230	17830	12920	17520	22810	23500		15					
12	2180							6635						7100	7100	13230	17830	13210	17810	23510	24200		15					
13	2230							6790						7255	7255	13550	18150	13500	18100	24210	24940		15					
14	2280							6945						7410	7410	13860	18460	13790	18390	24950	25680		15					
15	2340							7255						7565	7565	14180	18780	14080	18680	25690	26450		15					
16	2400							7410						7720	7720	14490	19090	14360	18960	26460	27230		15					
17	2460							7565						7875	7875	14810	19410	14650	19250	27240	28050		15					
18														8030	8030	15130	19730	14940	19540	28060	28910		15					
19														8185	8185	15440	20040	15230	19830	28920	29760		15					
20														8340	8340	15760	20360	15520	20120	29770	30660		15					
21														8495	8495	16080	20680	15810	20410	30670	31590		15					
22														8650	8650	16390	20990	16090	20690	31600	32520		15					
23																16710	21310			32530	33500		15					
24																17020	21620			33510	34510		15					
25																17340	21940			34520	35560		15					
26																				35570	36610		15					
27																				36620	37700		15					
28																				37710	38830		15					
29																				38840	39400		15					

12




श्री प्रदीप कुमार राय / Pradeep Kumar Ray
 ए. ए. (ग्र. 1) / AAO (AT-1)

AAO (AT-1)

प्रदीप कुमार साबनी / Deleted
 वरिष्ठ लेखा अधिकारी / Sr. Accountant

Handwritten signature

Row No	Rank	Subedar Major										Group from 10.10.97			Group from 01.01.06			National Basic pay relevant to the range as on 01.01.2016 Matrix Pay Level-8			
		Basic pay relevant to col.1 from 01.01.1996 to 09.10.1997					Choose the Basic Pay equal to that at col. 5					Basic pay from 10.10.1997 to 31.12.2005 relevant to col.6			Basic pay from 01.01.2006 to 31.12.2015 relevant to col.8				Locate the pay range corresponding to the Basic pay at col.10 or 12		
		Blank	Blank	Blank	Blank	Pay	Blank	Blank	Blank	Blank	Blank	Blank	Blank	Blank	Blank	Blank	Blank		RangeMin	RangeMax	Matrix Pay
		7250-200-10050										9300-34800 + GP 4800			9300-34800 + GP 4800						
1	2200					7250					7250										
2	2260					7250					7450										
3	2320					7250					7650										
4	2380					7450					7850										
5	2440					7450					8050										
6	2500					7650					8250										
7	2575					7850					8450										
8	2650					8050					8650										
9	2725					8250					8850										
10	2800					8450					9050										
11	2875					8850					9250										
12	2950					9050					9450										
13	3025					9250					9650										
14	3100					9450					9850										
15	3175					9650					10050										
16																					
17																					
18																					
19																					
20																					
21																					
22																					
23																					
24																					
25																					
26																					
27																					



Pradeep Kumar Yadav / Pradeep Kumar Yadav (AT-1)

[Handwritten Signature]

AAO(AT-1)

रिजिस्ट्रार कुमार साबनी / Dabur, बरिष्ठ लेखा अधिकारी / Sr. Accountant.

Row No	Rank	Subedar Major				Group from 1.1.86				Group from 10.10.97				Group from 01.01.06				National Basic pay relevant to the range as on 01.01.2016 Matrix Pay
		Basic pay from 01.01.1986 to 31.12.1995		Basic pay relevant to col.1 from 01.01.1996 to 09.10.1997		Choose the Basic Pay equal to that at col.5		Basic pay from 10.10.1997 to 31.12.2005 relevant to col.6		Basic pay from 01.01.2006 to 31.12.2015 relevant to col.8		Locate the pay range corresponding to the basic pay at col.10 or 12						
		Blank	Blank	Blank	Pay	Blank	Pay	Blank	Pay	Blank	Pay	Blank	Pay	Blank	Pay	Blank	Pay	
					6750-200-9550													
1	2050				6750													
2	2110				6950													
3	2170				7150													
4	2230				7350													
5	2290				7550													
6	2350				7750													
7	2410				7950													
8	2470				8150													
9	2530				8350													
10	2605				8550													
11	2680				8750													
12	2755				8950													
13	2830				9150													
14	2905				9350													
15	2980				9550													
16																		
17																		
18																		
19																		
20																		
21																		
22																		
23																		
24																		
25																		
26																		
27																		




श्री प्रदीप कुमार यादव / Pradeep Kumar Yadav
श. सं. अ. (स.प्र.) / AAO (AT-1)

दिदीप कुमार सावनी / Daler
वरिष्ठ लेखा अधिकारी / Sr. A.

AAO (AT-1)

83

Row No	Rank		Subedar Major				C		Y			Y			Notion of basic pay relevant to the range as on 01.01.2016			
	Basic pay from 01.01.1986 to 31.12.1995		Basic pay relevant to col.1 from 01.01.1996 to 09.10.1997				Choose the Basic Pay equal to that at col.5		Basic pay from 10.10.1997 to 31.12.2005 relevant to col.6		Basic pay from 01.01.2006 to 31.12.2015 relevant to col.8			Locate the pay range corresponding to the Basic pay at col.10 or 12				
	2050-60-2550-75-2980	1	Blank	Blank	Blank	Blank	Blank	Blank	Blank	Blank	Blank	Blank	Blank	Blank		Blank	Blank	Blank
1	2050	6750	6750	6750	6750	6750	6750	6750	6750	6750	6750	6750	6750	6750	6750	6750	6750	6750
2	2110	6750	6750	6950	6950	6950	6950	6950	6950	6950	6950	6950	6950	6950	6950	6950	6950	6950
3	2170	6750	6750	7150	7150	7150	7150	7150	7150	7150	7150	7150	7150	7150	7150	7150	7150	7150
4	2230	6950	6950	7350	7350	7350	7350	7350	7350	7350	7350	7350	7350	7350	7350	7350	7350	7350
5	2290	6950	6950	7550	7550	7550	7550	7550	7550	7550	7550	7550	7550	7550	7550	7550	7550	7550
6	2350	7150	7150	7750	7750	7750	7750	7750	7750	7750	7750	7750	7750	7750	7750	7750	7750	7750
7	2410	7350	7350	7950	7950	7950	7950	7950	7950	7950	7950	7950	7950	7950	7950	7950	7950	7950
8	2470	7550	7550	8150	8150	8150	8150	8150	8150	8150	8150	8150	8150	8150	8150	8150	8150	8150
9	2530	7750	7750	8350	8350	8350	8350	8350	8350	8350	8350	8350	8350	8350	8350	8350	8350	8350
10	2605	7950	7950	8550	8550	8550	8550	8550	8550	8550	8550	8550	8550	8550	8550	8550	8550	8550
11	2680	8150	8150	8750	8750	8750	8750	8750	8750	8750	8750	8750	8750	8750	8750	8750	8750	8750
12	2755	8350	8350	8950	8950	8950	8950	8950	8950	8950	8950	8950	8950	8950	8950	8950	8950	8950
13	2830	8550	8550	9150	9150	9150	9150	9150	9150	9150	9150	9150	9150	9150	9150	9150	9150	9150
14	2905	8950	8950	9350	9350	9350	9350	9350	9350	9350	9350	9350	9350	9350	9350	9350	9350	9350
15	2980	9150	9150	9550	9550	9550	9550	9550	9550	9550	9550	9550	9550	9550	9550	9550	9550	9550
16																		
17																		
18																		
19																		
20																		
21																		
22																		
23																		
24																		
25																		
26																		
27																		



Pradeep Kumar Yadav

AAO (AT-1)

(Handwritten signature)

विलीन कुमार सिंघानि / डि.डी.
वरिष्ठ लेखा अधिकारी / Sr. Ac.

184

Rank	Subedar Major				D				Y or Z				Notional Basic pay relevant to the range as on 01.01.2016						
	Group from 1.1.86				Group from 10.10.97				Group from 01.01.06										
Basic pay from 01.01.1986 to 31.12.1995	Basic pay relevant to col.1 from 01.01.1996 to 09.10.1997				Choose the Basic Pay equal to that at col. 5				Basic pay from 10.10.1997 to 31.12.2005 relevant to col.6				Basic pay from 01.01.2006 to 31.12.2015 relevant to col.7(Y to Y) & 8(Z to Y) respectively						
	Blank	Blank	Blank	Pay.	Blank	Blank	Blank	Pay.	D to Y	D to Z	Y TO Y	BP+GP	BandPay	Z TO Y	BP+GP	BandPay	BP+GP	Range/Min	Range/Max
2050-60-2530-75-2980	6750-200-9550	6750-200-9550	6750-200-9550	6750-200-9550	6750-200-9550	6750-200-9550	6750-200-9550	6750-200-9550	6750-200-9550	6750-200-9550	6750-200-9550	6750-200-9550	6750-200-9550	6750-200-9550	6750-200-9550	6750-200-9550	6750-200-9550	6750-200-9550	6750-200-9550
1	2050			6750	6750	6750	6750	6750	6800	6750	12560	17360	12650	17450	12650	17450	<18520	18520	47600
2	2110			6950	6950	6950	6950	6950	7000	6950	12930	17730	13020	17820	13020	17820	18530	19060	49000
3	2170			7150	7150	7150	7150	7150	7200	7150	13300	18100	13400	18200	13400	18200	19070	19640	50500
4	2230			7350	7350	7350	7350	7350	7400	7350	13680	18480	13770	18570	13770	18570	19650	20230	52000
5	2290			7550	7550	7550	7550	7550	7600	7550	14050	18850	14140	18940	14140	18940	20240	20850	53600
6	2350			7750	7750	7750	7750	7750	7800	7750	14420	19220	14510	19310	14510	19310	20860	21470	55200
7	2410			7950	7950	7950	7950	7950	8000	7950	14790	19590	14880	19680	14880	19680	21480	22140	56900
8	2470			8150	8150	8150	8150	8150	8200	8150	15160	19960	15260	20060	15260	20060	22150	22800	58600
9	2530			8350	8350	8350	8350	8350	8400	8350	15540	20340	15630	20430	15630	20430	22810	23500	60400
10	2605			8550	8550	8550	8550	8550	8600	8550	15910	20710	16000	20800	16000	20800	23510	24200	62200
11	2680			8750	8750	8750	8750	8750	8800	8750	16280	21080	16370	21170	16370	21170	24210	24940	64100
12	2755			8950	8950	8950	8950	8950	9000	8950	16650	21450	16740	21540	16740	21540	24950	25680	66000
13	2830			9150	9150	9150	9150	9150	9200	9150	17020	21820	17120	21920	17120	21920	25690	26450	68000
14	2905			9350	9350	9350	9350	9350	9400	9350	17400	22200	17490	22290	17490	22290	26460	27230	70000
15	2980			9550	9550	9550	9550	9550	9400	9550	17770	22570	17490	22290	17490	22290	27240	28050	72100
16																	28060	28910	74300
17																	28920	29760	76500
18																	29770	30660	78800
19																	30670	31590	81200
20																	31600	32520	83600
21																	32530	33500	86100
22																	33510	34510	88700
23																	34520	35560	91400
24																	35570	36610	94100
25																	36620	37700	96900
26																	37710	38830	99800
27																	38840	39600	102800

15



5
 AAO (AT) ...
 प्रमाणित किया गया
 दिनांक 01/11/2016
 बरिष्ठ लेखा अधिकारी / Sr. A.
 विलीप कुमार साबनी / D.A.

Rank		Subedar Major								E								Group from 10.10.97						Y or Z						Group from 01.01.06					
Basic pay from 01.01.1986 to 31.12.1995		Basic pay relevant to col.1 from 01.01.1996 to 09.10.1997				Choose the Basic Pay equal to that at col. 5				Basic pay from 10.10.1997 to 31.12.2005 relevant to col. 6				Basic pay from 01.01.2006 to 31.12.2015 relevant to col.7(y to Y) & 8(z to Y) respectively				Locate the pay range corresponding to the Basic pay at col.10 or 12		Notional Basic pay relevant to the range as on 01.01.2016															
Row No.	2000-00-2540-75-2915	Blank		Blank		Blank		Blank		Blank		Blank		Blank		RangeMin	RangeMax	Matrix Pay																	
		3	4	5	6	7	8	9	10	11	12	13	14	Level-8	15																				
1	2000		6600		6600	6750	6600	12560	17360	12280	17080	<18520	18520	47600																					
2	2060		6600		6800	6950	6800	12930	17730	12650	17450	18530	19060	49000																					
3	2120		6600		7000	7150	7000	13300	18100	13020	17820	19070	19640	50500																					
4	2180		6800		7200	7350	7200	13680	18480	13400	18200	19650	20230	52000																					
5	2240		6800		7400	7550	7400	14050	18850	13770	18570	20240	20850	53600																					
6	2300		7000		7600	7750	7600	14420	19220	14140	18940	20860	21470	55200																					
7	2360		7200		7800	7950	7800	14790	19590	14510	19310	21480	22140	56900																					
8	2420		7400		8000	8150	8000	15160	19960	14880	19680	22150	22800	58600																					
9	2480		7600		8200	8350	8200	15540	20340	15260	20060	22810	23500	60400																					
10	2540		7800		8400	8550	8400	15910	20710	15630	20430	23510	24200	62200																					
11	2615		8000		8600	8750	8600	16280	21080	16000	20800	24210	24940	64100																					
12	2690		8200		8800	8950	8800	16650	21450	16370	21170	24950	25680	66000																					
13	2765		8400		9000	9150	9000	17020	21820	16740	21540	25690	26450	68000																					
14	2840		8600		9200	9350	9200	17400	22200	17120	21920	26460	27230	70000																					
15	2915		8800		9400	9550	9400	17770	22570	17490	22290	27240	28050	72100																					
16												28060	28910	74300																					
17												28920	29760	76500																					
18												29770	30660	78800																					
19												30670	31590	81200																					
20												31600	32520	83600																					
21												32530	33500	86100																					
22												33510	34510	88700																					
23												34520	35550	91400																					
24												35570	36610	94100																					
25												36620	37700	96900																					
26												37710	38830	99800																					
27												38840	39600	102800																					



श्री प्रदीप कुमार यादव / Pradeep Kumar Yadav
 आ. वे. अ. (वे. अ. 1) / AA0 (AT-1)

दिनांक 05/08/2016
 अधिकारी / Sr. Accountant

(Signature)

AAO (AT-1)

f-2300
2009 (187)

REGULAR OFFICERS

CONCORDANCE TABLE - LT.

Scale of Pay/Pay in the Pay Band & Grade Pay at the time of retirement

From 01/01/1986 to 31/12/1995	Rs 2300-100-3900-150-4200-EB-150-5100 MINIMUM PAY Rs 2500
From 01/01/1996 to 31/12/2005	Rs 8250-300-10050
From 01/01/2006 to 31/12/2015	(PB 3) Rs 15600-39100 GRADE PAY Rs 5,400
Corresponding level w.e.f. 01/01/2016	PAY MATRIX 10

Basic Pay (Rs) from 01/01/1986 to 31/12/1995	Basic Pay (Rs) from 01/01/1996 to 31/12/2005	Basic Pay (Rs) from 01/01/2006 to 31/12/2015	Pay Range for pensioners retired during 1.1.2006 to 31.12.2015		Notional Pay (Rs) as on 01/01/2016
			Minimum	Maximum	
2300	8250	21000	21000	21820	56100
2400	8250	21000	21000	21820	56100
2500	8250	21000	21000	21820	56100
2600	8250	21000	21000	21820	56100
2700	8250	21000	21000	21820	56100
2800	8550	21310	21000	21820	56100
2900	8550	21310	21000	21820	56100
3000	8550	21310	21000	21820	56100
3100	8850	21870	21830	22490	57800
3200	8850	21870	21830	22490	57800
3300	8850	21870	21830	22490	57800
3400	9150	22420	21830	22490	57800
3500	9150	22420	21830	22490	57800
3600	9150	22420	21830	22490	57800
3700	9450	22980	22500	23150	59500
3800	9450	22980	22500	23150	59500
3900	9450	22980	22500	23150	59500
	9750	23540	23160	23850	61300
	10050	24100	23860	24550	63100
	10050+300	24660	24560	25290	65000
	10050+600	25210	24560	25290	65000
	10050+900	25770	25300	26070	67000



T.V.V.


CONCORDANCE TABLE - CAPT

Scale of Pay/Pay in the Pay Band & Grade Pay at the time of retirement

From 01/01/1986 to 31/12/1995	Rs 2300-100-3900-150-4200-EB-150-5100 RANK PAY Rs 200 MINIMUM PAY Rs 2,800
From 01/01/1996 to 31/12/2005	Rs 9600-300-11400 RANK PAY Rs 400
From 01/01/2006 to 31/12/2015	(PB 3) Rs 15600-39100 GRADE PAY Rs 6,100
Corresponding level w.e.f. 01/01/2016	PAY MATRIX 10B

Basic Pay (Rs) from 01/01/1986 to 31/12/1995	Basic Pay (Rs) from 01/01/1996 to 31/12/2005	Basic Pay (Rs) from 01/01/2006 to 31/12/2015	Pay Range for pensioners retired during 1.1.2006 to 31.12.2015		Notional Pay (Rs) as on 01/01/2016
			Minimum	Maximum	
2800	9600	24700		25290	65000
2900	9600	24700		25290	65000
3000	9900	25260		25290	65000
3100	10200	25820	25300	26070	67000
3200	10500	26380	26080	26840	69000
3300	10800	26940	26850	27660	71100
3400	10800	26940	26850	27660	71100
3500	11100	27490	26850	27660	71100
3600	11100	27490	26850	27660	71100
3700	11400	28050	27670	28480	73200
3800	11400	28050	27670	28480	73200
3900	11400	28050	27670	28480	73200
4050	11400	28050	27670	28480	73200
4200	11400	28050	27670	28480	73200
4350	11400	28050	27670	28480	73200
4500	11400	28050	27670	28480	73200
4650	11400	28050	27670	28480	73200
4800	11400	28050	27670	28480	73200
4950	11400	28050	27670	28480	73200
5100	11400	28050	27670	28480	73200
	11400+300	28610	28490	29330	75400
	11400+600	29170	28490	29330	75400
	11400+900	29730	29340	30230	77700
			30240	31120	80000
			31130	32060	82400
			32070	33030	84900
			33040	34000	87400
			34010	35010	90000
			35020	36070	92700
			36080	37150	95500
			37160	38280	98400
			38290	39450	101400
			39460	40620	104400
			40630	41820	107500
			41830	43070	110700
			43070	44350	114000
			44360	45200	117400

Note: Pay stages of fourth and fifth CPC do not include applicable Rank Pay, though benefit of the Rank Pay has been given in notional pay fixation.



CONCORDANCE TABLE - MAJOR

Scale of Pay/Pay in the Pay Band & Grade Pay at the time of retirement

From 01/01/1986 to 31/12/1995	Rs 2300-100-3900-150-4200-EB-150-5100 RANK PAY Rs 600 MINIMUM PAY Rs 3,400
From 01/01/1996 to 31/12/2005	Rs 11600-325-14850 RANK PAY Rs 1200
From 01/01/2006 to 31/12/2015	(PB 3) Rs 15600-39100 GRADE PAY Rs 6,600
Corresponding level w.e.f. 01/01/2016	PAY MATRIX 11

Basic Pay (Rs) from 01/01/1986 to 31/12/1995	Basic Pay (Rs) from 01/01/1996 to 31/12/2005	Basic Pay (Rs) from 01/01/2006 to 31/12/2015	Pay Range for pensioners retired during 1.1.2006 to 31.12.2015		Notional Pay (Rs) as on 01/01/2016
			Minimum	Maximum	
3400	11600	30410		31280	80400
3500	11600	30410		31280	80400
3600	11600	30410		31280	80400
3700	11925	31020		31280	80400
3800	11925	31020		31280	80400
3900	12250	31620	31290	32210	82800
4050	12575	32230	32220	33190	85300
4200	12900	32830	32220	33190	85300
4350	13225	33440	33200	34200	87900
4500	13550	34040	33200	34200	87900
4650	13875	34640	34210	35210	90500
4800	14200	35250	35220	36260	93200
	14525	35850	35220	36260	93200
4950	14850	36460	36270	37350	96000
5100	14850	36460	36270	37350	96000
	14850+325	37060	36270	37350	96000
	14850+650	37670	37360	38480	98900
	14850+975	38270	38490	39640	101900
			39650	40850	105000
			40860	42100	108200
			42110	43340	111400
			43350	44630	114700
			44640	45700	118100

Note: Pay stages of fourth and fifth CPC do not include applicable Rank Pay, though benefit of the Rank Pay has been given in notional pay fixation.



CONCORDANCE TABLE - LT. Col (TS)

Scale of Pay/Pay in the Pay Band & Grade Pay at the time of retirement


From 01/01/1986 to 31/12/1995	Rs 2300-100-3900-150-4200-EB-150-5100 RANK PAY Rs 600/- MINIMUM PAY Rs 3900
From 01/01/1996 to 31/12/2005	Rs 13500-400-17100 RANK PAY Rs 1200/-
From 01/01/2006 to 31/12/2015 (PB-3)	Rank abolished with effect from 16/12/2004.
Corresponding level w.e.f. 01/01/2016	

Basic Pay (Rs) from 01/01/1986 to 31/12/1995	Basic Pay (Rs) from 01/01/1996 to 16/12/2004	Basic Pay (Rs) from 01/01/2006 to 31/12/2015	Pay Range for pensioners retired during 1.1.2006 to 31.12.2015		Pay Range
			Minimum	Maximum	
		45400		47150	121200
3900	13500	46530		47150	121200
4050	13500	46530		47150	121200
4200	13500	46530		47150	121200
4350	13500	46530		47150	121200
4500	13500	46530		47150	121200
4650	13900	46530		47150	121200
4800	14300	47690	47160	48560	124800
4950	14700	47690	47160	48560	124800
5100	15100	48890	48570	50000	128500
5100+150	15500	48890	48570	50000	128500
5100+200	15500	48890	48570	50000	128500
	15900	50120	50010	51510	132400
	16300	50120	50010	51510	132400
	16700	51390	50010	51510	132400
	17100	51390	50010	51510	132400
	17100 + 400	52700	51520	53070	136400
	17100 + 800	52700	51520	53070	136400
	17100 + 1200	54050	53080	54660	140500
			54670	56300	144700
			56310	57970	149000
			57980	59720	153500
			59730	61510	158100
			61520	63340	162800
			63350	65250	167700
			65260	67190	172700
			67200	69220	177900
			69230	71280	183200
			71290	73420	188700
			73430	75000	194400

Note 1: Consequent upon the implementation of AVSC recommendations the rank of Lt. Col. (TS) abolished w.e.f. 16/12/2004, therefore, the pay admissible for Lt. Col(S) on 5th & 6th CPCs has been considered as on 01/01/2006 and 01/01/2016 respectively in absence of revised scales for this abolished rank.

Note 2: Pay stages of fourth and fifth CPC do not include applicable Rank Pay, though benefit of the Rank Pay has been given in notional pay fixation.

[Handwritten Signature]



CONCORDANCE TABLE - LT. COL.

Scale of Pay/Pay in the Pay Band & Grade Pay at the time of retirement

From 01/01/1986 to 31/12/1995	Rs 2300-100-3900-150-4200-EB-150-5100 RANK PAY Rs 800 MINIMUM PAY Rs 3,900
From 01/01/1996 to 31/12/2005	Rs 13500-400-17100 RANK PAY Rs 1,600
From 01/01/2006 to 31/12/2015	(PB 4) Rs 37400 - 67000 GRADE PAY Rs 8,000
Corresponding level w.e.f. 01/01/2016	PAY MATRIX 12A

Basic Pay (Rs) from 01/01/1986 to 31/12/1995	Basic Pay (Rs) from 01/01/1996 to 31/12/2005	Basic Pay (Rs) from 01/01/2006 to 31/12/2015	Pay Range for pensioners retired during 1.1.2006 to 31.12.2015		Pay Range
			Minimum	Maximum	
		45400		47150	121200
3900	13500	46530		47150	121200
4050	13500	46530		47150	121200
4200	13500	46530		47150	121200
4350	13900	46530		47150	121200
4500	14300	47690	47160	48560	124800
4650	14700	47690	47160	48560	124800
4800	15100	48890	48570	50000	128500
4950	15500	48890	48570	50000	128500
5100	15500	48890	48570	50000	128500
5100+150	15900	50120	50010	51510	132400
5100+200	16300	50120	50010	51510	132400
	16700	51390	50010	51510	132400
	17100	51390	50010	51510	132400
	17100+400	52700	51520	53070	136400
	17100+800	52700	51520	53070	136400
	17100+1200	54050	53080	54660	140500
			54670	56300	144700
			56310	57970	149000
			57980	59720	153500
			59730	61510	158100
			61520	63340	162800
			63350	65250	167700
			65260	67190	172700
			67200	69220	177900
			69230	71280	183200
			71290	73420	188700
			73430	75000	194400

Note: Pay stages of fourth and fifth CPC do not include applicable Rank Pay, though benefit of the Rank Pay has been given in notional pay fixation.

Tad



CONCORDANCE TABLE - COL.

Scale of Pay/Pay in the Pay Band & Grade Pay at the time of retirement

From 01/01/1986 to 31/12/1995	Rs 2300-100-3900-150-4200-EB-150-5100 RANK PAY Rs 1,000 MINIMUM PAY Rs 4,500
From 01/01/1996 to 31/12/2005	Rs 15100-450-17350 RANK PAY Rs 2,000
From 01/01/2006 to 31/12/2015	(PB 4) Rs 37400 - 67000 GRADE PAY Rs 8,700
Corresponding level w.e.f. 01/01/2016	PAY MATRIX 13

Basic Pay (Rs) from 01/01/1986 to 31/12/1995	Basic Pay (Rs) from 01/01/1996 to 31/12/2005	Basic Pay (Rs) from 01/01/2006 to 31/12/2015	Pay Range for pensioners retired during 1.1.2006 to 31.12.2015		Notional Pay (Rs) as on 01/01/2016
			Minimum	Maximum	
4500	15100	49590		50810	130600
4650	15100	49590		50810	130600
4800	15550	50820	50820	52330	134500
4950	16000	50820	50820	52330	134500
5100	16000	50820	50820	52330	134500
5100+150	16450	50820	50820	52330	134500
5100+200	16450	52090	50820	52330	134500
	16900	52090	50820	52330	134500
	17350	52090	52340	53890	138500
	17350+450	53400	52340	53890	138500
	17350+900	54750	53900	55520	142700
	17350+1350	54750	53900	55520	142700
			55530	57190	147000
			57200	58910	151400
			58920	60660	155900
			60670	62490	160600
			62500	64350	165400
			64360	66300	170400
			66310	68280	175500
			68290	70350	180800
			70360	72450	186200
			72460	74630	191800
			74640	75700	197600

Note: Pay stages of fourth and fifth CPC do not include applicable Rank Pay, though benefit of the Rank Pay has been given in notional pay fixation.

Handwritten signature



CONCORDANCE TABLE - COL. (TS)

Rank of Col (TS) introduced as per AVSC Recommendations
with effect from 16/12/2004

Scale of Pay/Pay in the Pay Band & Grade Pay at the time of retirement

From 01/01/1986 to 31/12/1995	Rs 2300-100-3900-150-4200-EB-150-5100 RANK PAY Rs 800 MINIMUM PAY Rs 4,500
From 01/01/1996 to 31/12/2005	Rs 15100-450-17350 RANK PAY Rs 1,600
From 01/01/2006 to 31/12/2015	(PB 4) Rs 37400 - 67000 GRADE PAY Rs 8,700 *
Corresponding level w.e.f. 01/01/2016	PAY MATRIX 13

Basic Pay (Rs) from 01/01/1986 to 31/12/1995	Basic Pay (Rs) from 16/12/2004 to 31/12/2005	Basic Pay (Rs) from 01/01/2006 to 31/12/2015	Pay Range for pensioners retired during 1.1.2006 to 31.12.2015		Pay Range
			Minimum	Maximum	
#	15100	49590		50810	130600
	15550	49590		50810	130600
	16000	50820	50820	52330	134500
	16450	50820	50820	52330	134500
	16900	52090	50820	52330	134500
	17350	52090	50820	52330	134500
	17350+450	53400	52340	53890	138500
	17350+900	53400	52340	53890	138500
	17350+1350	54750	53900	55520	142700
			55530	57190	147000
			57200	58910	151400
			58920	60660	155900
			60670	62490	160600
			62500	64350	165400
			64360	66300	170400
			66310	68280	175500
			68290	70350	180800
			70360	72450	186200
			72460	74630	191800
			74640	75700	197600

Note 1: Pay stages of fourth and fifth CPC do not include applicable Rank Pay, though benefit of the Rank Pay has been given in notional pay fixation.

Note 2: Rank of Col (TS) was introduced w.e.f. 16/12/2004. Hence, pay for 01/01/86 to 15/12/2004 is not given.

T 10 B




CONCORDANCE TABLE - BRIG

Scale of Pay/Pay in the Pay Band & Grade Pay at the time of retirement

From 01/01/1986 to 31/12/1995	Rs 2300-100-3900-150-4200-EB-150-5100 RANK PAY Rs 1200 MINIMUM PAY Rs 4,950
From 01/01/1996 to 31/12/2005	Rs 16700-450-18050 RANK PAY Rs 2,400
From 01/01/2006 to 31/12/2015	(PB 4) Rs 37400 - 67000 GRADE PAY Rs 8,900
Corresponding level w.e.f. 01/01/2016	PAY MATRIX 13A

Basic Pay (Rs) from 01/01/1986 to 31/12/1995	Basic Pay (Rs) from 01/01/1996 to 31/12/2005	Basic Pay (Rs) from 01/01/2006 to 31/12/2015	Pay Range for pensioners retired during 1.1.2006 to 31.12.2015		Notional Pay (Rs) as on 01/01/2016
			Minimum	Maximum	
4950	16700	52290		54310	139600
5100	16700	52290		54310	139600
5100+150	16700	52290		54310	139600
5100+300	17150	53600		54310	139600
5100+400	17150	53600		54310	139600
	17600	53600		54310	139600
	18050	54950	54320	55950	143800
	18050+450	54950	54320	55950	143800
	18050+900	56340	55960	57620	148100
	18050+1350	56340	55960	57620	148100
			57630	59330	152500
			59340	61120	157100
			61130	62950	161800
			62960	64860	166700
			64870	66800	171700
			66810	68830	176900
			68840	70890	182200
			70900	73030	187700
			73040	75210	193300
			75220	75900	199100

Note: Pay stages of fourth and fifth CPC do not include applicable Rank Pay, though benefit of the Rank Pay has been given in notional pay fixation.



[Handwritten signature]

CONCORDANCE TABLE – MAJ. GEN.

Scale of Pay/Pay in the Pay Band & Grade Pay at the time of retirement

From 01/01/1986 to 31/12/1995	Rs 5900-200-6700 MINIMUM PAY Rs 5900
From 01/01/1996 to 31/12/2005	Rs 18400-500-22400
From 01/01/2006 to 31/12/2015	(PB 4) Rs 37400 – 67000 GRADE PAY Rs 10,000
Corresponding level w.e.f. 01/01/2016	PAY MATRIX 14

Basic Pay (Rs) from 01/01/1986 to 31/12/1995	Basic Pay (Rs) from 01/01/1996 to 31/12/2005	Basic Pay (Rs) (excluding notional MSP) from 01/01/2006 to 31/12/2015	Basic Pay (Rs) (including notional MSP) from 01/01/2006 to 31/12/2015	Pay Range for pensioners retired during 1.1.2006 to 31.12.2015		Notional Pay (Rs) as on 01/01/2016
				Minimum	Maximum	
5900	18400	44700	60700		61320	157600
6100	18400	44700	60700		61320	157600
6300	18400	44700	60700		61320	157600
6500	18900	46050	62050	63330	63150	162300
6700	18900	46050	62050	63330	63150	162300
6700+200	18900	46050	62050	63330	63150	162300
6700+400	19400	46050	62050	63330	63150	162300
6700+600	19400	46050	62050	63330	63150	162300
	19900	47440	63440	63160	65050	167200
	20400	47440	63440	63160	65050	167200
	20900	48870	64870	63160	65050	167200
	21400	48870	64870	63160	65050	167200
	21900	50340	66340	65060	67000	172200
	22400	51850	67850	67010	69020	177400
	22400+500	53410	69410	69030	71080	182700
	22400+1000	55020	71020	69030	71080	182700
	22400+1500	56680	72680	71090	73220	188200
				73230	75400	193800
				75410	77000	199600

Note: Benefit of MSP @ Rs 6000/-has been given notionally for Maj. Generals holding the rank as on 01/01/2006.

[Handwritten Signature]



CONCORDANCE TABLE -- LT. GEN.


HAG Scale

Scale of Pay/Pay in the Pay Band & Grade Pay at the time of retirement

From 01/01/1986 to 31/12/1995	Rs 7300-100-7600
From 01/01/1996 to 31/12/2005	Rs 22400-525-24500
From 01/01/2006 to 31/12/2015	Grade Pay of Maj Gen Rs 10000/- + Rs 2000/- , notionally added on promotion to Lt Gen. HAG SCALE Rs 67000 - 79000
Corresponding level w.e.f. 01/01/2016	PAY MATRIX 15

Basic Pay (Rs) from 01/01/1986 to 31/12/1995	Basic Pay (Rs) from 01/01/1996 to 31/12/2005	Basic Pay (Rs) (excluding notional MSP) from 01/01/2006 to 31/12/2015	Basic Pay (Rs) including notional MSP from 01/01/2006 to 31/12/2015	Pay Range for pensioners retired during 1.1.2006 to 31.12.2015		Notional Pay (Rs) as on 01/01/2016
				Minimum	Maximum	
7300	22400	67000	73000		73030	187700
7400	22400	67000	73000		73030	187700
7500	22400	67000	73000		73030	187700
7600	22925	69010	75010	73040	75210	193300
	23450	71080	77080	75220	77470	199100
	23975	73220	79000	77480	79000	205100
	24500	75420	79000	77480	79000	205100

Note: Benefit of MSP @ Rs 6000/- has been given notionally for Lt. Generals holding the rank as on 01/01/2006.



Ted

CONCORDANCE TABLE – LT. GEN.

HAG + Scale

Scale of Pay/Pay in the Pay Band & Grade Pay at the time of retirement

HAG + *

From 01/01/1986 to 31/12/1995	7300-100-7600
From 01/01/1996 to 31/12/2005	Rs 22400-525-24500
From 01/01/2006 to 31/12/2015	HAG + SCALE Rs 75500 – 80000
Corresponding level w.e.f. 01/01/2016	PAY MATRIX 16

Basic Pay (Rs) from 01/01/1986 to 31/12/1995	Basic Pay(Rs) from 01/01/1996 to 31/12/2005	Basic Pay (Rs) from 01/01/2006 to 31/12/2015	Pay Range for pensioners retired during 1.1.2006 to 31.12.2015		Notional Pay (Rs) as on 01/01/2016
			Minimum	Maximum	
	22400	75500		79220	205400
	22925	75500		79220	205400
	23450	77770		79220	205400
	23975	77770		79220	205400
	24500	80000	79230	82330	211600

*HAG+ introduced with effect from 01/01/2006.

CONCORDANCE TABLE – VCOS/ARMY COMMANDERS

From 01/01/1986 to 31/12/1995	Rs 8000(FIXED)
From 01/01/1996 to 31/12/2005	Rs 26000 (FIXED)
From 01/01/2006 to 31/12/2015	Rs 80000 (FIXED)
Corresponding level w.e.f. 01/01/2016	PAY MATRIX 17


Basic Pay (Rs) from 01/01/1986 to 31/12/1995	Basic Pay (Rs) from 01/01/1996 to 31/12/2005	Basic Pay (Rs) from 01/01/2006 to 31/12/2015	Notional Pay (Rs) as on 01/01/2016
8000	26000	80000	225000

CONCORDANCE TABLE – COAS/FIELD MARSHAL

From 01/01/1986 to 31/12/1995	Rs 9000(FIXED)
From 01/01/1996 to 31/12/2005	Rs 30000 (FIXED)
From 01/01/2006 to 31/12/2015	Rs 90000 (FIXED)
Corresponding level w.e.f. 01/01/2016	PAY MATRIX 18

Basic Pay (Rs) from 01/01/1986 to 31/12/1995	Basic Pay (Rs) from 01/01/1996 to 31/12/2005	Basic Pay (Rs) from 01/01/2006 to 31/12/2015	Notional Pay (Rs) as on 01/01/2016
9000	30000	90000	250000

TRD



CONCORDANCE TABLE - LT. AMC


Scale of Pay/Pay in the Pay Band & Grade Pay at the time of retirement

From 01/01/1986 to 31/12/1995	Rs 2300-100-3900-150-4200-EB-150-5100 MINIMUM PAY Rs 2600
From 01/01/1996 to 31/12/2005	Rs 8250-300-10050
From 01/01/2006 to 31/12/2015	(PB 3) Rs 15600-39100 GRADE PAY Rs 5400
Corresponding level w.e.f. 01/01/2016	PAY MATRIX 10

Basic Pay (Rs) from 01/01/1986 to 31/12/1995	Basic Pay (Rs) from 01/01/1996 to 31/12/2005	Basic Pay (Rs) from 01/01/2006 to 31/12/2015	Pay Range for pensioners retired during 1.1.2006 to 31.12.2015		Notional Pay (Rs) as on 01/01/2016
			Minimum	Maximum	
2600	9150	22420	22420	22490	57800
2700	9450	22980	22450	23150	59500
	9750	23540	23160	23850	61300
	10050	24100	23860	24550	63100
	10050+300	24660	24560	25290	65000
	10050+600	25210	24560	25290	65000
	10050+900	25770	25300	26070	67000

मनोज कुमार सिंह / Manoj Kumar Singh
सहायक लेखा अधिकारी / AAO

वी. के. पुरोहित / V K Purohit
द. लेखा अधिकारी / Sr. AO



2

199

CONCORDANCE TABLE - LT. ADC/RVC WITH NPA
Scale of Pay/Pay in the Pay Band & Grade Pay at the time of retirement

From 01/01/1986 to 31/12/1995	Rs 2300-100-3900-150-4200-EB-150-5100 MINIMUM PAY Rs 2600
From 01/01/1996 to 31/12/2005	Rs 8250-300-10050
From 01/01/2006 to 31/12/2015	(PB 3) Rs 15600-39100 GRADE PAY Rs 5400
Corresponding level w.e.f. 01/01/2016	PAY MATRIX 10

Basic Pay (Rs) from 01/01/1986 to 31/12/1995	Basic Pay (Rs) from 01/01/1996 to 31/12/2005	Basic Pay (Rs) from 01/01/2006 to 31/12/2015	Pay Range for pensioners retired during 1.1.2006 to 31.12.2015		Notional Pay (Rs) as on 01/01/2016
			Minimum	Maximum	
2600	9150	23320	23320	24010	71100
2700	9150	23320	23320	24010	71100
	9450	23900	23320	24010	71100
	9750	24490	24020	24740	73200
	10050	25080	24750	25500	75400
	10050+300	25660	25510	26300	77700
	10050+600	26250	25510	26300	77700
	10050+900	26840	26310	27100	80000
			27110	27930	82400
			27940	28800	84900
			28810	29670	87400
			29680	30570	90000
			30580	31500	92700
			31510	32480	95500
			32490	33480	98400
			33490	34520	101400
			34530	35560	104400
			35570	36640	107500
			36650	37750	110700
			37760	38890	114000
			38900	40070	117400
			40080	41290	120900
			41300	42540	124500
			42550	43820	128200
			43830	44500	132000

7
नमोय कुमार सिंह / Namoy Kumar Singh
सहायक लेखा अधिकारी / AAO



V
वी. के. पुरोहित / V K Purohit
व. लेखा अधिकारी / Sr. AO

CONCORDANCE TABLE - CAPT AMC/ADC/RVC
Scale of Pay/Pay in the Pay Band & Grade Pay at the time of retirement

From 01/01/1986 to 31/12/1995	Rs 2300-100-3900-150-4200-EB-150-5100 RANK PAY Rs 200 MINIMUM PAY Rs 2800
From 01/01/1996 to 31/12/2005	Rs 9600-300-11400 RANK PAY Rs 400
From 01/01/2006 to 31/12/2015	(PB 3) Rs 15600-39100 GRADE PAY Rs 6100
Corresponding level w.e.f. 01/01/2016	PAY MATRIX 10B

Basic Pay (Rs) from 01/01/1986 to 31/12/1995	Basic Pay (Rs) from 01/01/1996 to 31/12/2005		Basic Pay (Rs) from 01/01/2006 to 31/12/2015	Pay Range for pensioners retired during 1.1.2006 to 31.12.2015		Notional Pay (Rs) as on 01/01/2016
	PIPS	Rank Pay		Minimum	Maximum	
-	9450	400	25390		25500	75400
-	9600	400	25680	25510	26300	77700
2700	9900	400	26270	26310	26300	77700
2800	9900	400	26270	26310	26300	77700
2900	10200	400	26850	26310	27100	80000
3000	10200	400	26850	26310	27100	80000
3100	10500	400	27440	27110	27930	82400
3200	10500	400	27440	27110	27930	82400
3300	10800	400	28030	27940	28800	84900
3400	10800	400	28030	27940	28800	84900
3500	11100	400	28620	27940	28800	84900
3600	11400	400	29200	28810	29670	87400
3700	11400	400	29200	29680	30570	90000
3800	11400+300	400	29790	29680	30570	90000
3900	11400+300	400	29790	29680	30570	90000
4050	11400+600	400	30380	29680	30570	90000
4200	11400+600	400	30380	29680	30570	90000
4350	11400+900	400	30960	30580	31500	92700
4500	11400+900	400	30960	30580	31500	92700
				31510	32480	95500
				32490	33480	98400
				33490	34520	101400
				34530	35560	104400
				35570	36640	107500
				36650	37750	110700
				37760	38890	114000
				38900	40070	117400
				40080	41290	120900
				41300	42540	124500
				42550	43820	128200
				43830	45140	132000
				45150	45200	136000

Minimum of the Scale for Captain is Rs.9,600/-. However, officers directly appointed as Capt has been granted initially Rs.9450/- and their pay is raised to Rs.9600/- after one year.

जयदीप कुमार सिंह / Jyodip Kumar Singh
सहायक लेखा अधिकारी / RAO



वी. के. पुरोहित / V K Purohit
च. लेखा अधिकारी / Sr. AO

4

207


CONCORDANCE TABLE - MAJOR AMC/ADC/RVC

Scale of Pay/Pay in the Pay Band & Grade Pay at the time of retirement

From 01/01/1986 to 31/12/1995	Rs 2300-100-3900-150-4200-EB-150-5100 RANK PAY Rs 600 MINIMUM PAY Rs 3,400
From 01/01/1996 to 31/12/2005	Rs 11600#-325-14850 RANK PAY Rs 1,200 # Rs 11925 w.e.f. 29/02/2000
From 01/01/2006 to 31/12/2015	(PB 3) Rs 15600-39100 GRADE PAY Rs 6,600
Corresponding level w.e.f. 01/01/2016	PAY MATRIX 11

Basic Pay (Rs) from 01/01/1986 to 31/12/1995	Basic Pay (Rs) from 01/01/1996 to 31/12/2005		Basic Pay (Rs) from 01/01/2006 to 31/12/2015	Pay Range for pensioners retired during 1.1.2006 to 31.12.2015		Notional Pay (Rs) as on 01/01/2016
	PIPS	Rank Pay		Minimum	Maximum	
	11600	1200	31660		31680	93200
3400	11925	1200	32300	31690	32650	96000
3500	12250	1200	32930	32660	33660	98900
3600	12250	1200	32930	32660	33660	98900
3700	12575	1200	33570	32660	33660	98900
3800	12900	1200	34210	33670	34700	101900
3900	13225	1200	34840	34710	35770	105000
4050	13550	1200	35480	34710	35770	105000
4200	13875	1200	36110	35780	36880	108200
4350	14200	1200	36750	35780	36880	108200
4500	14525	1200	37390	36890	37990	111400
4650	14850	1200	38020	38000	39140	114700
4800	14850	1200	38020	38000	39140	114700
4950	14850+325	1200	38660	38000	39140	114700
5100	14850+325	1200	38660	38000	39140	114700
5100	14850+650	1200	39290	39150	40320	118100
	14850+975	1200	39930	39150	40320	118100
				40330	41530	121600
				41540	42780	125200
				42790	44100	129000
				44110	45450	132900
				45460	45700	136900

मनोज कुमार सिंह / Manoj Kumar Singh
सहायक सेलम अधिकारी / AO




वी. के. पुरोहित / V K Purohit
च. लेखा अधिकारी / Sr. AO

CONCORDANCE TABLE - LT. Col (TS) AMC/ADC/RVC
Scale of Pay/Pay in the Pay Band & Grade Pay at the time of retirement

From 01/01/1986 to 31/12/1995	Rs 2300-100-3900-150-4200-EB-150-5100
From 01/01/1996 to 31/12/2005	Rs 13500-400-17100 RANK PAY Rs 1200
From 01/01/2006 to 31/12/2015	-
Corresponding level w.e.f. 01/01/2016	-

Basic Pay (Rs) from 01/01/1986 to 31/12/1995	Basic Pay (Rs) from 01/01/1996 to 31/12/2005		Basic Pay (Rs) from 01/01/2006 to 31/12/2015	Pay Range for pensioners retired during 1.1.2006 to 31.12.2015		Notional Pay (Rs) as on 01/01/2016
	PIPS	Rank Pay		Minimum	Maximum	
	13500	1200	48010		48090	140500
3900	13900	1200	48050		48090	140500
4050	14300	1200	49240	48100	49540	144700
4200	14300	1200	49240	48100	49540	144700
4350	14700	1200	49280	48100	49540	144700
4500	15100	1200	50520	49550	51040	149000
4650	15100	1200	50520	49550	51040	149000
4800	15500	1200	50560	49550	51040	149000
4950	15500	1200	50560	49550	51040	149000
5100	15900	1200	51830	51050	52600	153500
5100+150	16300	1200	51870	51050	52600	153500
5100+200	16300	1200	51870	51050	52600	153500
	16700	1200	53180	52610	54190	158100
	17100	1200	53220	52610	54190	158100
	17100+400	1200	54570	54200	55820	162800
	17100+800	1200	54610	54200	55820	162800
	17100+1200	1200	55990	55830	57520	167700
				57530	59260	172700
				59270	61060	177900
				61070	63970	183200
				63980	68140	188700
				68150	72460	194400
				72470	75000	200200

कोमल कुमार सिंह / Komal Kumar Singh
जयपुर सेवा अधिकारी / JAO



वी. के. पुरोहित / V K Purohit
द. लेखा अधिकारी / Sr. AO

CONCORDANCE TABLE -LT. COL. AMC/ADC/RVC

203

Scale of Pay/Pay in the Pay Band & Grade Pay at the time of retirement

From 01/01/1986 to 31/12/1995	Rs 2300-100-3900-150-4200-EB=150-5100
From 01/01/1996 to 31/12/2005	Rs 13500-400-17100 RANK PAY Rs 1600
From 01/01/2006 to 31/12/2015	(PB 4) Rs 37400 - 67000 Grade Pay Rs 8000
Corresponding level w.e.f. 01/01/2016	PAY MATRIX 12A

Basic Pay (Rs) from 01/01/1986 to 31/12/1995	Basic Pay (Rs) from 01/01/1996 to 31/12/2005		Basic Pay (Rs) from 01/01/2006 to 31/12/2015	Pay Range for pensioners retired during 1.1.2006 to 31.12.2015		Notional Pay (Rs) as on 01/01/2016
	PIPS	Rank Pay		Minimum	Maximum	
	13500	1600	48010		48090	140500
3900	13900	1600	48050		48090	140500
4050	14300	1600	49240	48100	49540	144700
4200	14300	1600	49240	48100	49540	144700
4350	14700	1600	49280	48100	49540	144700
4500	15100	1600	50520	49550	51040	149000
4650	15100	1600	50520	49550	51040	149000
4800	15500	1600	50560	49550	51040	149000
4950	15500	1600	50560	49550	51040	149000
5100	15900	1600	51830	51050	52600	153500
5100+150	16300	1600	51870	51050	52600	153500
5100+200	16300	1600	51870	51050	52600	153500
	16700	1600	53180	52610	54190	158100
	17100	1600	53220	52610	54190	158100
	17100+400	1600	54570	54200	55820	162800
	17100+800	1600	54610	54200	55820	162800
	17100+1200	1600	55990	55830	57520	167700
				57530	59260	172700
				59270	61060	177900
				61070	63970	183200
				63980	68140	188700
				68150	72460	194400
				72470	75000	200200

7
 वी. के. पुरोहित / V K Purohit
 व. लेखा अधिकारी / Sr. AO



वी. के. पुरोहित / V K Purohit
 व. लेखा अधिकारी / Sr. AO

204

CONCORDANCE TABLE -COL. (TS) AMC /ADC/RVC

Scale of Pay/Pay in the Pay Band & Grade Pay at the time of retirement

From 01/01/1986 to 31/12/1995	Rs 2300-100-3900 3900-150-5100
From 01/01/1996 to 31/12/2005	Rs 15100-450-17350 Rank Pay Rs 1600
From 01/01/2006 to 31/12/2015	(PB 4) Rs 37400 - 67000 Grade Pay Rs 8700/-
Corresponding level w.e.f. 01/01/2016	PAY MATRIX 13

Basic Pay (Rs) from 01/01/1986 to 31/12/1995	Basic Pay (Rs) from 16/12/2004 to 31/12/2005		Basic Pay (Rs) from 01/01/2006 to 31/12/2015	Pay Range for pensioners retired during 1.1.2006 to 31.12.2015		Notional Pay (Rs) as on 01/01/2016
	PIPS	Rank Pay		Minimum	Maximum	
#	15100	1600	51220		51870	151400
	15550	1600	51270		51870	151400
	16000	1600	52540	51880	53430	155900
	16450	1600	52580	51880	53430	155900
	16900	1600	53900	53440	55060	160600
	17350	1600	53940	53440	55060	160600
	17350+450	1600	55300	55070	56730	165400
	17350+900	1600	55340	55070	56730	165400
	17350+1350	1600	56730	55070	56730	165400
				56740	58460	170400
				58470	60230	175500
				60240	62150	180800
				62160	66240	186200
				66250	70490	191800
				70500	74880	197600
				74890	75700	203500

Rank of Col (TS) was introduced w.e.f. 16/12/2004. Hence, pay for 01/01/86 to 15/12/2004 is not given.

बलदेव कुमार सिंह / Baldev Kumar Singh
रजिस्ट्रार जनरल / R.J.G.

वी. के. पुरोहित / V K Purohit
व. लेखा अधिकारी / Sr. AO



CONCORDANCE TABLE - COL. AMC /ADC/RVC

Scale of Pay/Pay in the Pay Band & Grade Pay at the time of retirement

From 01/01/1986 to 31/12/1995	Rs 2300-100-3900 3900-150-5100 Minimum Pay Rs 4500
From 01/01/1996 to 31/12/2005	Rs 15100-450-17350 Rank Pay Rs 2000
From 01/01/2006 to 31/12/2015	(PB 4) Rs 37400 - 67000 Grade Pay Rs 8700
Corresponding level w.e.f. 01/01/2016	PAY MATRIX 13

Basic Pay (Rs) from 01/01/1986 to 31/12/1995	Basic Pay (Rs) from 01/01/1996 to 31/12/2005		Basic Pay (Rs) from 01/01/2006 to 31/12/2015	Pay Range for pensioners retired during 1.1.2006 to 31.12.2015		Notional Pay (Rs) as on 01/01/2016
	PIPS	Rank Pay		Minimum	Maximum	
	15100	2000	51260		51870	151400
4500	15550	2000	52540	51880	53430	155900
4650	15550	2000	52540	51880	53430	155900
4800	16000	2000	52580	51880	53430	155900
4950	16000	2000	52580	51880	53430	155900
5100	16450	2000	53890	53440	55060	160600
5100+150	16900	2000	53940	53440	55060	160600
5100+200	16900	2000	53940	53440	55060	160600
	17350	2000	55290	55070	56730	165400
	17350+450	2000	55340	55070	56730	165400
	17350+900	2000	56730	55070	56730	165400
	17350+1350	2000	56770	56740	58460	170400
				58470	60230	175500
				60240	62150	180800
				62160	66240	186200
				66250	70490	191800
				70500	74880	197600
				74890	75700	203500

महोदय. कुमार सिंह / Mahod. Kumar Singh
सहायक सचिव / Asst. Secy / AAO



वी. के. पुरोहित / V K Purohit
व. लेखा अधिकारी / Sr. AO


CONCORDANCE TABLE -BRIG AMC/ADC/RVC

Scale of Pay/Pay in the Pay Band & Grade Pay at the time of retirement

From 01/01/1986 to 31/12/1995	Rs 2300-100-3900 3900-150-5100 Minimum Pay Rs 4,950
From 01/01/1996 to 31/12/2005	Rs 16700-450-18050 Rank Pay Rs 2,400
From 01/01/2006 to 31/12/2015	(PB 4) Rs 37400 - 67000 Grade Pay Rs 8,900
Corresponding level w.e.f. 01/01/2016	PAY MATRIX 13A

Basic Pay (Rs) from 01/01/1986 to 31/12/1995	Basic Pay (Rs) from 01/01/1996 to 31/12/2005		Basic Pay (Rs) from 01/01/2006 to 31/12/2015	Pay Range for pensioners retired during 1.1.2006 to 31.12.2015		Notional Pay (Rs) as on 01/01/2016
	PIPS	Rank Pay		Minimum	Maximum	
4800	16700	2400	54160		55480	161800
4950	16700	2400	54160		55480	161800
5100	16700	2400	54160		55480	161800
5100+150	17150	2400	55510	55490	57180	166700
5100+300	17600	2400	55550	55490	57180	166700
5100+400	18050	2400	56950	55490	57180	166700
	18050+450	2400	56990	57190	58910	171700
	18050+900	2400	58430	57190	58910	171700
	18050+1350	2400	58470	57190	58910	171700
				58920	60720	176900
				60730	63220	182200
				63230	67380	187700
				67390	71620	193300
				71630	75900	199100

अमोज कुमार सिंह / Amoj Kumar Singh
सहायक लेखा अधिकारी / Sr. AO



वी. के. पुरोहित / V K Purohit
च. लेखा अधिकारी / Sr. AO

CONCORDANCE TABLE - MAJ. GEN. AMC/ADC/RVC

Scale of Pay/Pay in the Pay Band & Grade Pay at the time of retirement

From 01/01/1986 to 31/12/1995	Rs 5900-200-6600 MINIMUM PAY Rs 5,900
From 01/01/1996 to 31/12/2005	Rs 18400-500-22400
From 01/01/2006 to 31/12/2015	(PB 4) Rs 37400 - 67000 GRADE PAY Rs 10,000
Corresponding level w.e.f. 01/01/2016	PAY MATRIX 14

Basic Pay (Rs) from 01/01/1986 to 31/12/1995	Basic Pay (Rs) (excluding notional MSP) from 01/01/1996 to 31/12/2005	Basic Pay (Rs) from (including notional MSP @)Rs. 6000/- 01/01/2006 to 31/12/2015	Pay Range for pensioners retired during 1.1.2006 to 31.12.2015		Notional Pay (Rs) as on 01/01/2016
			Minimum	Maximum	
5900	18400	62500		62730	182700
6100	18400	62500		62730	182700
6300	18400	62500		62730	182700
6500	18900	63900	62740	64640	188200
6700	18900	63900	62740	64640	188200
6700+200	18900	63900	62740	64640	188200
6700+400	19400	63950	62740	64640	188200
6700+600	19400	63950	62740	64640	188200
	19900	65380	64650	66580	193800
	20400	65430	64650	66580	193800
	20900	66910	64650	66580	193800
	21400	66960	64650	66580	193800
	21900	68480	66590	70720	199600
	22400	70040	66590	70720	199600
	22400+500	71650	70730	75260	205600
	22400+1000	73310	70730	75260	205600
	22400+1500	74980	70730	75260	205600
			75270	77000	211800

नवीन कुमार सिंह / Navin Kumar Singh
सहायक लेखा अधिकारी / AAO

वी. के. पुरोहित / V K Purohit
व. लेखा अधिकारी / Sr. AO



11

208

CONCORDANCE TABLE -LT. GEN. AMC/ADC/RVC

Scale of Pay/Pay in the Pay Band & Grade Pay at the time of retirement

From 01/01/1986 to 31/12/1995	Rs 7300-100-7600
From 01/01/1996 to 31/12/2005	Rs 22400-525-24500
From 01/01/2006 to 31/12/2015	Rs 67000 - 79000 (Annual Increment @ 3%)
Corresponding level w.e.f. 01/01/2016	PAY MATRIX 15

Basic Pay (Rs) from 01/01/1986 to 31/12/1995	Basic Pay (Rs) from 01/01/1996 to 31/12/2005	Basic Pay (Rs) from 01/01/2006 to 31/12/2015	Pay Range for pensioners retired during 1.1.2006 to 31.12.2015		Notional Pay (Rs) as on 01/01/2016
			Minimum	Maximum	
7300	22400	75190	75190	79000	211600
7400	22400	75190	75190	79000	211600
7500	22400	75190	75190	79000	211600
7600	22925	77250	75190	79000	211600
	23450	79000	75190	79000	211600
	23975	79000	75190	79000	211600
	24500	79000	75190	79000	211600

CONCORDANCE TABLE - DGAFMS(AMC)

From 01/01/1986 to 31/12/1995	Rs 7600
From 01/01/1996 to 31/12/2005	Rs 24050-650-26000
From 01/01/2006 to 31/12/2015	Rs 80000 (FIXED)
Corresponding level w.e.f. 01/01/2016	PAY MATRIX 17

Basic Pay (Rs) from 01/01/1986 to 31/12/1995	Basic Pay (Rs) from 01/01/1996 to 31/12/2005	Basic Pay (Rs) from 01/01/2006 to 31/12/2015	Pay Range for pensioners retired during 1.1.2006 to 31.12.2015		Notional Pay (Rs) as on 01/01/2016
			Minimum	Maximum	
7600	24050	80000		80000	225000
	24700	80000		80000	225000
	25350	80000		80000	225000
	26000	80000		80000	225000

मनोज कुमार सिंह / Manoj Kumar Singh
रक्षक सेवा अधिकारी / AAO

वी. के. पुरोहित / V K Purohit
व. लेखा अधिकारी / Sr. AO



MNS OFFICERS**MSP - Rs 4200/- For All Ranks****CONCORDANCE TABLE - LT. MNS**

Scale of Pay/Pay in the Pay Band & Grade Pay at the time of retirement

From 01/01/1986 to 31/12/1995	Rs 2200-100-4200-EB- 4500
From 01/01/1996 to 31/12/2005	Rs 8000-300-9500
From 01/01/2006 to 31/12/2015	(PB 3) Rs 15600-39100 GRADE PAY Rs 5,400 MSP Rs 4200/-.
Corresponding level w.e.f. 01/01/2016	PAY MATRIX 10

Basic Pay (Rs) from 01/01/1986 to 31/12/1995	Basic Pay (Rs) from 01/01/1996 to 31/12/2005	Basic Pay (Rs) from 01/01/2006 to 31/12/2015	Pay Range for pensioners retired during 1.1.2006 to 31.12.2015		Notional Pay (Rs) as on 01/01/2016
2200	8000	21000	21000	21820	56100
2300	8000	21000	21000	21820	56100
2400	8000	21000	21000	21820	56100
2500	8300	21000	21000	21820	56100
2600	8300	21000	21000	21820	56100
2700	8300	21000	21000	21820	56100
2800	8600	21400	21000	21820	56100
2900	8900	21960	21830	22490	57800
3000	9200	22520	22500	23150	59500
	9500	23070	22500	23150	59500
	9500+300	23770	23160	23850	61300
	9500+600	24330	23860	24550	63100
	9500+900	24900	24560	25290	65000

मनोज कुमार सिंह / Manoj Kumar Singh
सहायक लेखा अधिकारी / AAO

वी. के. पुरोहित / V K Purohit
व. लेखा अधिकारी / Sr. AO



CONCORDANCE TABLE - CAPT MNS

Scale of Pay/Pay in the Pay Band & Grade Pay at the time of retirement

From 01/01/1986 to 31/12/1995	Rs 2200-100-4200-EB- 4500
From 01/01/1996 to 31/12/2005	Rs 9400-300-12100
From 01/01/2006 to 31/12/2015	(PB 3) Rs 15600-39100 GRADE PAY Rs 5,700 MSP Rs 4200/-
Corresponding level w.e.f. 01/01/2016	PAY MATRIX 10A

Basic Pay (Rs) from 01/01/1986 to 31/12/1995	Basic Pay (Rs) from 01/01/1996 to 31/12/2005	Basic Pay (Rs) from 01/01/2006 to 31/12/2015	Pay Range for pensioners retired during 1.1.2006 to 31.12.2015		Notional Pay (Rs) as on 01/01/2016
			Min	Max	
2800	9400	23190		23650	60800
2900	9400	23190		23650	60800
3000	9400	23190		23650	60800
3100	9700	23750	23660	24350	62600
3200	9700	23750	23660	24350	62600
3300	10000	24300	23660	24350	62600
3400	10300	24860	24360	25090	64500
3500	10600	25420	25100	25830	66400
3600	10900	25980	25840	26610	68400
	11200	26540	25840	26610	68400
	11500	27090	26620	27430	70500
	11800	27650	27440	28240	72600
	12100	28210	28250	28240	72600
	12100+300	29640	28250	29100	74800
	12100+600	30210	29110	29960	77000
	12100+900	30780	29970	30850	79300
			30860	31780	81700
			31790	32760	84200
			32770	33730	86700
			33740	34740	89300
			34750	35790	92000
			35800	36880	94800
			36890	37970	97600
			37980	39100	100500
			39110	40270	103500
			40280	41470	106600
			41480	42720	109800
			42730	44010	113100
			44020	44800	116500

मनोज कुमार सिंह / Manoj Kumar Singh
सहायक लेखा अधिकारी / A/O



वी. के. पुरोहित / V K Purohit
द. लेखा अधिकारी / Sr. AO

CONCORDANCE TABLE - MAJOR MNS

Scale of Pay/Pay in the Pay Band & Grade Pay at the time of retirement

From 01/01/1986 to 31/12/1995	Rs 2200-100-4200-EB-4500
From 01/01/1996 to 31/12/2005	Rs 11200-300-14800
From 01/01/2006 to 31/12/2015	(PB 3) Rs 15600-39100 GRADE PAY Rs 6,100 MSP Rs 4200/-
Corresponding level w.e.f. 01/01/2016	PAY MATRIX 10B

Basic Pay (Rs) from 01/01/1986 to 31/12/1995	Basic Pay (Rs) from 01/01/1996 to 31/12/2005	Basic Pay (Rs) from 01/01/2006 to 31/12/2015	Pay Range for pensioners retired during 1.1.2006 to 31.12.2015		Notional Pay (Rs) as on 01/01/2016
			Min	Max	
3400	11200	26940		27230	70000
3500	11200	26940		27230	70000
3600	11200	26940		27230	70000
3700	11500	27490	27240	28050	72100
3800	11500	27490	27240	28050	72100
3900	11500	27490	27240	28050	72100
4000	11800	28050	27240	28050	72100
4100	11800	28050	27240	28050	72100
4200	11800	28050	27240	28050	72100
4300	11800	28050	27240	28050	72100
	12100	28610	28060	28910	74300
	12400	29170	28920	29760	76500
	12700	29730	28920	29760	76500
	13000	30280	29770	30660	78800
	13300	30840	30670	31590	81200
	13600	31400	31600	31590	81200
	13900	31960	31600	32520	83600
	14200	32520	31600	32520	83600
	14500	33070	32530	33500	86100
	14800	33630	33510	34510	88700
	14800+300	34190	34520	34510	88700
	14800+600	34750	34520	35560	91400
	14800+900	35310	34520	35560	91400
			35570	36610	94100
			36620	37700	96900
			37710	38830	99800
			38840	40000	102800
			40010	41200	105900
			41210	42450	109100
			42460	43730	112400
			43740	45050	115800
			45060	45200	119300

मनोज कुमार सिंह / Manoj Kumar Singh
सहायक लेखा अधिकारी / Sr. AO



वी. के. पुरोहित / V K Purohit
व. लेखा अधिकारी / Sr. AO

CONCORDANCE TABLE - LT. COL. MNS

Scale of Pay/Pay in the Pay Band & Grade Pay at the time of retirement

From 01/01/1986 to 31/12/1995	Rs 2200-100-4200-EB-4500
From 01/01/1996 to 31/12/2005	Rs 12800-300-15200
From 01/01/2006 to 31/12/2015	(PB 3) Rs 15600 - 39100 GRADE PAY Rs 6,600 MSP Rs 4200
Corresponding level w.e.f. 01/01/2016	PAY MATRIX 11

Basic Pay (Rs) from 01/01/1986 to 31/12/1995	Basic Pay (Rs) from 01/01/1996 to 31/12/2005	Basic Pay (Rs) from 01/01/2006 to 31/12/2015	Pay Range for pensioners retired during 1.1.2006 to 31.12.2015		Notional Pay (Rs) as on 01/01/2016
			Min	Max	
4000	12800	30410		38910	100000
4100	12800	30410		38910	100000
4200	12800	30410		38910	100000
4300	13100	30970		38910	100000
4400	13100	30970		38910	100000
4500	13100	30970		38910	100000
	13400	31530		38910	100000
	13700	32090		38910	100000
	14000	32640		38910	100000
	14300	33200		38910	100000
	14600	33760		38910	100000
	14900	34320		38910	100000
	15200	34880		38910	100000
	15200+300	35430		38910	100000
	15200+600	35990		38910	100000
	15200+900	36550		38910	100000
			38920	40070	103000
			40080	41280	106100
			41290	42520	109300
			42530	43810	112600
			43820	45130	116000
			45140	45700	119500

मनोज कुमार सिंह / Manoj Kumar Singh
सहायक लेखा अधिकारी / IAS



वी. के. पुरोहित / V K Purohit
व. लेखा अधिकारी / Sr. AO

CONCORDANCE TABLE - COL. MNS

Scale of Pay/Pay in the Pay Band & Grade Pay at the time of retirement

From 01/01/1986 to 31/12/1995	Rs 2200-100-4200-EB- 4500
From 01/01/1996 to 31/12/2005	Rs 13400-300-15500
From 01/01/2006 to 31/12/2015	(PB 4) Rs 37400 - 67000 GRADE PAY Rs 7,600 MSP Rs 4200.
Corresponding level w.e.f. 01/01/2016	PAY MATRIX 12

Basic Pay (Rs) from 01/01/1986 to 31/12/1995	Basic Pay (Rs) from 01/01/1996 to 31/12/2005	Basic Pay (Rs) from 01/01/2006 to 31/12/2015	Pay Range for pensioners retired during 1.1.2006 to 31.12.2015		Notional Pay (Rs) as on 01/01/2016
			Min	Max	
4200	13400	45000		45720	117500
4300	13400	45000		45720	117500
4400	13400	45000		45720	117500
4500	13700	45000		45720	117500
4500+100	13700	45000		45720	117500
4500+200	13700	45000		45720	117500
	14000	45000		45720	117500
	14300	45000		45720	117500
	14600	45000		45720	117500
	14900	46130	45730	47080	121000
	15200	46130	45730	47080	121000
	15500	47290	47090	48480	124600
	15500+300	47290	47090	48480	124600
	15500+600	48490	48490	49920	128300
	15500+900	48490	48490	49920	128300
			49930	51400	132100
			51410	52950	136100
			52960	54550	140200
			54560	56180	144400
			56190	57850	148700
			57860	59610	153200
			59620	61400	157800
			61410	63220	162500
			63230	65130	167400
			65140	67080	172400
			67090	69100	177600
			69110	71160	182900

मनोज कुमार सिंह / Manoj Kumar Singh
महानगर सेवा विभाग / AAG



वी. के. पुरोहित / V K Purohit
व. लेखा अधिकारी / Sr. AO

CONCORDANCE TABLE -BRIG MNS

Scale of Pay/Pay in the Pay Band & Grade Pay at the time of retirement

From 01/01/1986 to 31/12/1995	Rs 4600-100-5000
From 01/01/1996 to 31/12/2005	Rs 14700-300-16200
From 01/01/2006 to 31/12/2015	(PB 4) Rs 37400 - 67000 GRADE PAY Rs 8,400 MSP Rs 4200.
Corresponding level w.e.f. 01/01/2016	PAY MATRIX 12B

Basic Pay (Rs) from 01/01/1986 to 31/12/1995	Basic Pay (Rs) from 01/01/1996 to 31/12/2005	Basic Pay (Rs) from 01/01/2006 to 31/12/2015	Pay Range for pensioners retired during 1.1.2006 to 31.12.2015		Notional Pay (Rs) as on 01/01/2016
			Min	Max	
4600	14700	45800		47430	121900
4700	14700	45800		47430	121900
4800	14700	45800		47430	121900
4900	15000	46930		47430	121900
5000	15000	46930		47430	121900
5000+100	15000	46930		47430	121900
5000+200	15300	46930		47430	121900
	15600	48090	47440	48870	125600
	15900	48090	47440	48870	125600
	16200	49290	48880	50350	129400
	16200+300	49290	50360	50350	129400
	16200+600	50520	50360	51860	133300
	16200+900	50520	51360	51860	133300
			51870	53420	137300
			53430	55010	141400
			55020	56650	145600
			56660	58360	150000
			58370	60110	154500
			60120	61900	159100
			61910	63770	163900
			63780	65680	168800
			65690	67660	173900
			67670	69680	179100
			69690	71780	184500

मनोज कुमार सिंह / Manoj Kumar Singh
सहायक लेखा अधिकारी / AAU



वी. के. पुरोहित / V K Purohit
व. लेखा अधिकारी / Sr. AO


CONCORDANCE TABLE - MAJ. GEN. MNS

Scale of Pay/Pay in the Pay Band & Grade Pay at the time of retirement

From 01/01/1986 to 31/12/1995	Rs 5100-150-5700
From 01/01/1996 to 31/12/2005	Rs 16400-450-20000
From 01/01/2006 to 31/12/2015	(PB 4) Rs 37400 - 67000 GRADE PAY Rs 9,000
Corresponding level w.e.f. 01/01/2016	PAY MATRIX 13B

Basic Pay (Rs) from 01/01/1986 to 31/12/1995	Basic Pay (Rs) from 01/01/1996 to 31/12/2005	Basic Pay (Rs) (including notional MSP @ 4200) from 01/01/2006 to 31/12/2015	Pay Range for pensioners retired during 1.1.2006 to 31.12.2015		Notional Pay (Rs) as on 01/01/2016
			Min	Max	
5100	16400	54090		55170	141800
5250	16400	54090		55170	141800
5400	16400	54090		55170	141800
5550	16850	55320	55180	56840	146100
5700	16850	55320	55180	56840	146100
	17300	55320	55180	56840	146100
	17750	56590	55180	56840	146100
	18200	56590	55180	56840	146100
	18650	57900	56850	58560	150500
	19100	57900	56850	58560	150500
	19550	59250	58570	60310	155000
	20000	59250	58570	60310	155000
			60320	62140	159700
			62150	64000	164500
			64010	65910	169400
			65920	67890	174500
			67900	69920	179700
			69930	72020	185100
			72030	74200	190700
			74210	76000	196400

मनोज कुमार सिंह / Manoj Kumar Singh
रक्षा बंधु सेवा विभाग / ARS



वी. के. पुरोहित / V K Purohit
व. लेखा अधिकारी / Sr. AO